





































**PRICE LIST 2024**  
**IRRIGATION**  
**CONTINENTAL EUROPE**

Expect... **AVR**





# TABLE OF CONTENTS

	Series 877, Hydropass hydrometers	9		Series 903, Silent check valves	22		Series 603, Supa® universal flange adaptors	32
	Series 879, Diaphragm control valves	13		Series 854, Ball float valves	22		Series 621, Supa Plus™ tensile couplings for PE/PVC pipes	32
	Series 3001, IoT sensors	14		Series 701, Air valves	23		Series 623, Supa Plus™ tensile flange adaptors for PE/PVC pipes	33
	Series 9002, flanged gate valves	16		Series 851, Air valves	23		Series 624, Supa Plus™ tensile end caps for PE/PVC pipes	33
	Series 15, Flanged gate valves prepared for actuator	17		Series 772, Penstocks	24		Series 745, Repico stainless steel couplings	34
	Series 01, Gate valves with couplings	18		Series 910, Y-strainers	24		Series 05, Support bushes	36
	Series 36 and 38, Gate valves with PE ends	18		Series 03 and 16, Service connection valves	25		Series 748, Stainless steel repair clamps	37
	Series 06, Gate valves with grooved ends	19		Series 103, Supa Lock™ service connection valves	26		Series 10, Tapping saddles	41
	Series 12, Gate valves with spigot/flange ends	19		Series 100, Supa Lock™ tapping saddles	27		Series 727, Tapping saddles	42
	Series 820, Centric butterfly valves with loose liner	20		Series 106, 107 and 109, Supa Lock™ fittings	27		Series 712, Ductile iron fittings	42
	Series 41, Swing check valves	21		Series 601, Supa® universal straight couplings	31			
	Series 53, Ball check valves	21		Series 602, Supa® universal step couplings	31			



## THE AVK GROUP

### DEDICATED PEOPLE



4,800+ employees,  
hereof approx. 230 in  
AVK International A/S

### GLOBAL ORGANISATION



100+ AVK companies  
worldwide

### CONTINUOUS GROWTH



Net turnover EUR 1053  
million (2022/23)

# AVK YOUR LONG-TERM PARTNER



AVK has been in the valve business for more than 50 years. Today AVK is a global market leader within water supply, gas supply, wastewater treatment and fire protection, and our offer also comprises a vast range of valves and accessories for irrigation.

#### **The wide AVK range**

AVK International A/S specialise in manufacturing gate valves, double eccentric butterfly valves, ball check valves, service connection valves, Supa Maxi™ couplings, extension spindles and selected types of hydrants and accessories.

We add numerous products to our range from the more than 20 other AVK factories in Europe as well as from AVK factories worldwide. These AVK factories specialise in other types of valves, hydrants and accessories, and jointly we are capable of offering a very wide selection of high quality products.

#### **Global leadership and local commitment**

Our geographical presence and product range is global, but our focus is local. Our customers are serviced by local sales organisations, in AVK's own sales companies or within our carefully selected distributors, who engage in their customers' needs. We are therefore able to offer tailor-made solutions that match local specifications.

#### **A beneficial partnership**

We want to build and invest in a long-term partnership with our customers. To earn our role as a long-term partner, we strive to deliver value for money. We deliver error-free, durable and maintenance-free products that constitute the most cost-efficient solution for our partners in the long run.

# INNOVATIVE SOLUTIONS



See short animation explaining function and benefits of Hydropass Smart Irrigation System

We offer a complete smart irrigation system along with a vast range of valves and fittings.

## Save resources

Climate changes with increasing temperatures, global water challenges and the fast growth in population call for much more efficient usage of water resources and higher agricultural productivity. Smart irrigation contributes with improved irrigation management and saves energy and water for the benefit of climate as well as for all stakeholders.

## Smart Irrigation System

AC.MO is a member of the AVK Group and a renowned supplier of smart irrigation solutions and equipment for water management. After several years of research, investment and more than 70,000 successful installations in Italy and abroad, AC.MO has developed Hydropass, a Smart Irrigation System that manages large irrigation networks and is used by an increasing number of water authorities with great results in terms of monitoring and controlling irrigation.

Hydropass consists of a one-piece body with integrated flow meter and automatic control valve. The system does not need external power supply as it is completely battery-operated with a battery lifespan of 10 years.

## Forecasted scheduling

Hydropass can be connected to national databases with weather and soil data which helps forecast the most efficient irrigation scheduling. This forecasted scheduling leads to immediate improvement of the irrigation operations saving water, energy, time and costs.

## Complete range for irrigation

AVK also offers valves and accessories such as gate valves, butterfly valves, check valves, air valves, control valves, filters, service connection valves, hydrants, flowmeters, IoT sensors, couplings, dismantling joints, fittings and repair clamps.



2000 pieces of Hydropass configured for remote monitoring through GPRS were delivered for a project in Sardegna, Italy.

# QUALITY IN EVERY STEP



A very wide product range, fast delivery, high quality and competitive prices are what you can expect when dealing with AVK.

## **Cost-efficient in the long run**

AVK's products must meet the market requirements for a high and uniform quality, competitive prices, reliable performance and long durability. This imposes very high demands on our quality assurance system which of course is certified according to ISO 9001.

In our product development we use FEA (Finite Element Analysis) to optimise the strength and geometry of our components and CFD (Computational Fluid Dynamics) analyses to validate different product designs prior to creating physical prototypes. This enables us to predict consequences in cases where it is impossible to create full scale tests on physical products.

We make our own test and production equipment, and in our flow lab, we conduct thorough prototype and life cycle tests prior to release for production. New product types are typically field tested in co-operation with end users before final launch.

Our production sites are streamlined with optimized flows and automated processes which reduce the lead time and minimize repeated and manual work. We work with anchoring LEAN in our company culture and use the tools to ensure continuous improvements and to eliminate waste.

## **Focus on the environment**

AVK products are part of vital infrastructures, which play an important role for the local environment all over the world, such as distribution of potable water and safe and efficient wastewater treatment.

We do our best to make a difference, and for AVK, sustainability and sound economics go hand-in-hand. Reducing water loss actively helps reduce electricity consumption and protects one of our most valuable resources, and at the same time it saves money. Our high-quality solutions minimise environmental impacts caused by excavation, repair or replacement. This ensures that our business is based on a sustainable foundation.

AVK is certified according to the international ISO 14001 standard for environmental management and the ISO 50001 standard for energy management, and we work continuously to fulfil local environmental standards and minimise our environmental impacts, both in terms of production processes and materials. Moreover, we are certified according to ISO 45001, the international standard for occupational health and safety management.

# 10-YEAR WARRANTY

AVK manufactured products are guaranteed against defects in workmanship and material used for a period of 10 years from the date of the passing of risks to the buyer (Incoterms 2020). This warranty shall only be valid subject to the below terms and conditions.

This warranty shall not apply: (i) if the AVK product is used for an application for which it has not been designed or which has not been recommended by AVK; (ii) in case of changes to the chemical composition of the medium or treatment of the medium for which the AVK products is used, unless such change has been preapproved in writing by AVK; (iii) if the AVK product has not been installed in accordance with AVK installation instructions, if any, and accepted codes of good practice; (iv) in case of lack of or faulty maintenance; (v) in case of normal wear and tear or (vi) in case of use in electronic products, incl. VIDI products.

The buyer shall immediately notify AVK of any defective product claim. AVK shall have the right to inspect said AVK product, and the buyer shall, if requested, return the defective AVK product to AVK with transportation prepaid. The buyer shall assume all responsibility and expenses for removal, reinstallation and freight charges in connection to the foregoing remedy.

The obligation under this warranty shall be limited to adjustment, repair or replacement of the defective AVK products, ex works point of sale, at AVK's option. AVK shall accept no liability for product failure caused by abnormal operation conditions, war, violence, storm, cataclysm or any other cases of force majeure.

In no event shall AVK be liable to the buyer or to any third party for loss of profits, loss of revenue, loss of business opportunity, loss of time or for any indirect, incidental, special, consequential, punitive or exemplary damages arising out of or related to any AVK products provided by AVK.

Any product which has been supplied but not manufactured by AVK shall be subject to the warranty terms of the manufacturer.

The decision of AVK in relation to any claims or disputes over this warranty shall be final. This warranty shall be in addition to AVK's general terms and conditions of sale or any other specific conditions of contract which may govern the supply of AVK products, and this warranty shall apply when the warranty obligations according to such terms have expired.

Kind regards



Morten S. Nielsen  
Chairman AVK Water





# HYDROPASS SMART IRRIGATION SYSTEM

Hydropass is a Smart Irrigation System that manages large irrigation networks. It consists of a one-piece body with integrated flow meter, automatic control valve and flow limiter encapsulated in a robust stainless steel carter.

The system does not need external power supply as it is completely battery-operated with a battery lifespan of 10 years.

## System components

- Diaphragm hydraulic control valve with nylon-reinforced membrane, tested for 5,000 cycles
- Flow meter with IP68 protection
- Flow limiter with self-modulation rubber washer, low pressure loss and free bore.
- Connection: standard options are threaded straight, threaded elbow and flanged. Optionally other connections to meet any request from the field.

Hydropass is offered as a manually operated, a stand-alone configuration or with a communication module for real time data collection.

## Management and communication

The system is managed by a Hydrokey (an electronic battery-operated key) or by the Hydropass app, and data is collected by a dedicated management software with a simple and user-friendly graphical and tabular interface.

The communication configuration and the LoRa radio module allow an advanced metering infrastructure for collecting real time data over long distances and with no traffic costs.



### 877/10-001

#### 750HK BASIC

Hydrometer with mechanical water meter

One-piece body PN16

Ductile iron body

EN GJS-400-15

Diaphragm in SBR/NR

Flange drilling according to EN 1092-2

Coating FBE 150 µm

Mobile flanges for

DN50-80-100

Fixed flanges for DN150



#### AVK ref. no.

AVK ref. no.	DN mm	Flange Drilling	Deliv. code	Gross Price EUR
877-050-1010-2999909900	50	PN10/16	C	2,866.00
877-080-1010-2999909900	80	PN10/16	C	3,236.00
877-100-1010-2999909900	100	PN10/16	C	3,390.00
877-150-1010-2999909900	150	PN10/16	C	6,656.00

**NOTE:** Cannot be operated without an actuation system.

### 877/10-002

#### 750HK MANUALLY OPERATED

Hydrometer with mechanical water meter

One-piece body PN16

Ductile iron body

EN GJS-400-15

Diaphragm in SBR/NR

Flange drilling according to EN 1092-2

Coating FBE 150 µm

Mobile flanges for

DN50-80-100

Fixed flanges for DN150



	DN mm	Flange Drilling	Flow limiter l/s	Deliv. code	Gross Price EUR
877-050-1020-2500500000 <sup>(1)</sup>	50	PN10/16	5	C	3.082,00
877-080-1020-2501000000 <sup>(1)</sup>	80	PN10/16	10	C	3.467,00
877-100-1020-2501000000 <sup>(1)</sup>	100	PN10/16	10	C	6.934,00
877-150-1020-2512000000 <sup>(2)</sup>	150	PN10/16	20	C	

<sup>(1)</sup> Integrated flow limiter

<sup>(2)</sup> Wafer flow limiter

**NOTE:** The hydrometer is equipped with a circuit with SAGIV which allows manual operation (ON/OFF).



**877/10-003**

**750HK STAND ALONE**

Hydrometer with mechanical water meter

One-piece body PN16

Ductile iron body

EN GJS-400-15

Diaphragm in SBR/NR

Flange drilling according to EN 1092-2

Coating FBE 150 µm

Mobile flanges for DN50-80-100

Fixed flanges for DN150



**AVK ref. no.**

**DN mm**

**Flange Drilling**

**Flow limiter l/s**

**Deliv. code**

**Gross Price EUR**

877-050-1030-2500512000 <sup>(1)</sup>	50	PN10/16	5	C	5.855,00
877-050-1030-2030512000 <sup>(2)</sup>	50	PN10/16	5	C	6.163,00
877-080-1030-2501012000 <sup>(1)</sup>	80	PN10/16	10	C	6.163,00
877-080-1030-2031012000 <sup>(2)</sup>	80	PN10/16	10	C	6.471,00
877-100-1030-2501012000 <sup>(1)</sup>	100	PN10/16	10	C	6.163,00
877-100-1030-2031012000 <sup>(2)</sup>	100	PN10/16	10	C	7.627,00
877-150-1030-2512012000 <sup>(3)</sup>	150	PN10/16	20	C	10.015,00

<sup>(1)</sup> No outlet fitting + integrated flow limiter

<sup>(2)</sup> Straight fixed outlet with spherical joint + integrated flow limiter

<sup>(3)</sup> No outlet fitting + wafer flow limiter

**NOTE:** The user can turn the water on/off with a Hydrokey (not included)

**NOTE:** This version needs a pre-installed system with management software. Each hydrometer is designed for a specific Hydropass system, and works only for that specific system

**877/10-004**

**750HK RADIO LoRa**

Hydrometer with mechanical water meter

One-piece body PN16

Ductile iron body

EN GJS-400-15

Diaphragm in SBR/NR

Flange drilling according to EN 1092-2

Coating FBE 150 µm

Mobile flanges for DN50-80-100

Fixed flanges for DN150



**AVK ref. no.**

**DN mm**

**Flange Drilling**

**Flow limiter l/s**

**Deliv. code**

**Gross Price EUR**

877-050-1040-2500512000 <sup>(1)</sup>	50	PN10/16	5	C	7.396,00
877-050-1040-2030512000 <sup>(2)</sup>	50	PN10/16	5	C	7.704,00
877-080-1040-2501012000 <sup>(1)</sup>	80	PN10/16	10	C	7.704,00
877-080-1040-2031012000 <sup>(2)</sup>	80	PN10/16	10	C	8.012,00
877-100-1040-2501012000 <sup>(1)</sup>	100	PN10/16	10	C	8.474,00
877-100-1040-2031012000 <sup>(2)</sup>	100	PN10/16	10	C	9.168,00
877-150-1040-2512012000 <sup>(3)</sup>	150	PN10/16	20	C	11.556,00

<sup>(1)</sup> No outlet fitting + integrated flow limiter

<sup>(2)</sup> Straight fixed outlet with spherical joint + integrated flow limiter

<sup>(3)</sup> No outlet fitting + wafer flow limiter

**NOTE:** This version requires the installation of a gateway (3005/001-001). Contact our Tech. Dep.

**NOTE:** This version needs a pre-installed system with management software. Each hydrometer is designed for a specific Hydropass system, and works only for that specific system

**14G**

Fitting for Hydrometer750HK  
Revolving elbow 90° (360°)

Flanged and threaded outlet

Ductile iron



**Code**

**DN mm**

**Deliv. code**

**Gross Price EUR**

14G/0050	50	C	247,00
14G/0080	80	C	270,00
14G/0100	100	C	270,00

**15**

Special threaded fitting for Hydrometer750HK

Threaded EN 228-1  
Galvanized steel



**Code**

**DN mm**

**Deliv. code**

**Gross Price EUR**

15/0050	50	C	154,00
15/0080	80	C	169,00
15/0100	100	C	193,00

**877/20-001**

750HNSM BASIC

Hydrometer with removable ultrasonic water meter

One-piece body PN16

Ductile iron body

EN GJS-500-7

Diaphragm in SBR

Flange drilling according to EN 1092-2

Coating FBE 250 µm



AVK ref. no.	DN mm	Flange Drilling	Deliv. code	Gross Price EUR
877-050-2010-2999909900	50	PN10/16	C	4.622,00
877-080-2010-2999909900	80	PN10/16	C	5.008,00
877-100-2010-2999909900	100	PN10/16	C	6.086,00

**NOTE:** Cannot be operated without an actuation system.**877/20-002**

750HNSM MANUALLY OPERATED

Hydrometer with removable ultrasonic water meter

One-piece body PN16

Ductile iron body

EN GJS-500-7

Diaphragm in SBR

Flange drilling according to EN 1092-2

Coating FBE 250 µm



AVK ref. no.	DN mm	Flange Drilling	Flow limiter l/s	Deliv. code	Gross Price EUR
877-050-2020-2010500000 <sup>(1)</sup>	50	PN10/16	5	C	5.008,00
877-050-2020-2310500000 <sup>(2)</sup>	50	PN10/16	5	C	5.239,00
877-080-2020-2011000000 <sup>(3)</sup>	80	PN10/16	10	C	6.471,00
877-080-2020-2311000000 <sup>(4)</sup>	80	PN10/16	10	C	6.780,00
877-100-2020-2011000000 <sup>(3)</sup>	100	PN10/16	10	C	6.934,00
877-100-2020-2311000000 <sup>(4)</sup>	100	PN10/16	10	C	7.242,00

<sup>1)</sup> Straight fixed + integrated flow limiter 5 l/s<sup>2)</sup> Straight fixed with flanged joint + integrated flow limiter 5 l/s<sup>3)</sup> Straight fixed + integrated flow limiter 10 l/s<sup>4)</sup> Straight fixed with flanged joint + integrated flow limiter 10 l/s**NOTE:** The hydrometer is equipped with a circuit with SAGIV which allows manual operation (ON/OFF).**877/20-003**

750HNSM STAND ALONE

Hydrometer with removable ultrasonic water meter

One-piece body PN16


Ductile iron body

EN GJS-500-7

Diaphragm in SBR

Flange drilling according to EN 1092-2

Coating FBE 250 µm



AVK ref. no.	DN mm	Flange Drilling	Flow limiter l/s	Deliv. code	Gross Price EUR
877-050-2030-2010512000 <sup>(1)</sup>	50	PN10/16	5	C	9.245,00
877-050-2030-2310512000 <sup>(2)</sup>	50	PN10/16	5	C	9.476,00
877-080-2030-2011012000 <sup>(3)</sup>	80	PN10/16	10	C	10.400,00
877-080-2030-2311012000 <sup>(4)</sup>	80	PN10/16	10	C	10.632,00
877-100-2030-2011012000 <sup>(3)</sup>	100	PN10/16	10	C	10.786,00
877-100-2030-2311012000 <sup>(4)</sup>	100	PN10/16	10	C	11.094,00

<sup>1)</sup> Straight fixed + integrated flow limiter 5 l/s<sup>2)</sup> Straight fixed with flanged joint + integrated flow limiter 5 l/s<sup>3)</sup> Straight fixed + integrated flow limiter 10 l/s<sup>4)</sup> Straight fixed with flanged joint + integrated flow limiter 10 l/s**NOTE:** The user can turn the water on/off with a Hydrokey (not included).**NOTE:** This version needs a pre-installed system with management software. Each hydrometer is designed for a specific Hydropass system, and works only for that specific system**877/20-004**

750HNSM RADIO LoRa

Hydrometer with removable ultrasonic water meter

One-piece body PN16

Ductile iron body

EN GJS-500-7

Diaphragm in SBR

Flange drilling according to EN 1092-2

Coating FBE 250 µm



AVK ref. no.	DN mm	Flange Drilling	Flow limiter l/s	Deliv. code	Gross Price EUR
877-050-2040-2010512000 <sup>(1)</sup>	50	PN10/16	5	C	10.786,00
877-050-2040-2310512000 <sup>(2)</sup>	50	PN10/16	5	C	11.017,00
877-080-2040-2011012000 <sup>(3)</sup>	80	PN10/16	10	C	11.787,00
877-080-2040-2311012000 <sup>(4)</sup>	80	PN10/16	10	C	12.172,00
877-100-2040-2011012000 <sup>(3)</sup>	100	PN10/16	10	C	12.326,00
877-100-2040-2311012000 <sup>(4)</sup>	100	PN10/16	10	C	12.635,00

<sup>1)</sup> Straight fixed + integrated flow limiter 5 l/s<sup>2)</sup> Straight fixed with flanged joint + integrated flow limiter 5 l/s<sup>3)</sup> Straight fixed + integrated flow limiter 10 l/s<sup>4)</sup> Straight fixed with flanged joint + integrated flow limiter 10 l/s**NOTE:** This version requires the installation of a gateway (3005/001-001). Contact our Tech. Dep.**NOTE:** This version needs a pre-installed system with management software. Each hydrometer is designed for a specific Hydropass system, and works only for that specific system

**HYDROKEY**  
Electronic card  
IP67

Code	Flange Drilling	Deliv. code	Gross Price EUR
HKEY/PU/V04W	User "hybrid" (green)	C	693,00
HKEY/PP/V04W	Data download (grey)	C	924,00

**PROGRAMMING INTERFACE**

Code	Flange Drilling	Deliv. code	Gross Price EUR
HKEY/DEV/USB	"hybrid"	C	2.311,00

**HYDROSOFT**  
Management software

Code	Flange Drilling	Deliv. code	Gross Price EUR
755		C	15.408,00

**GATEWAY**

Code	Flange Drilling	Deliv. code	Gross Price EUR
3005/001-001	Gateway LoRaWAN IP67 Kit antenna	C	8.089,00
	Self-feed kit + Solar panel + Support pole	C	1.926,00

# CONTROL VALVES

Control valves allow for pressure control in the irrigation network. A low average pressure will reduce water loss through leakages and reduce the risk of pipe bursts.



## Main features:

- The lifted seat design protects the valve internals in case of cavitation keeping damage to a minimum
- The parabolic shape of the plug creates a smooth regulating characteristic with low gain around the near-closed positions improving control performance at low flow
- Non-symmetric axial position of rubber diaphragm results in low stretch stress when closed
- A needle valve fitted between the upstream side and the control chamber allows for adjustment of the regulation reaction time
- Closing the control chamber ball valve isolates the control chamber and fixes the position of the main valve allowing for service of the pilot valve
- Body and bonnet of ductile iron coated with fusion bonded epoxy, 300µm, RAL 5017,
- All non-coated internals made of stainless steel or bronze
- Seat and pilot in stainless steel AISI 304
- Fittings, pipes and accessories in Ni-plated brass

## 879/100X99-001

Control valve, pressure reducing, full bore  
Face-to-face dimension according to EN 558 Table 2 Basic Series 1  
Ductile Iron  
EPDM rubber  
Blue epoxy RAL 5017 300 µm



AVK ref. no.	DN mm	Flange drilling	Pilot range bar	Deliv. code	Gross Price EUR
879-0050-10-14400059999	50	PN16	2-15	C	5,503.00

## 879/000X99-001

Control valve, pressure reducing, reduced bore  
Face-to-face dimension according to EN 558 Table 2 Basic Series 1  
Ductile Iron  
EPDM rubber  
Blue epoxy RAL 5017 300 µm



AVK ref. no.	DN mm	Flange drilling	Pilot range bar	Theoretical weight/kg	Deliv. code	Gross Price EUR
879-0065-00-14400059999	65	PN16	2-15	20	C	5,610.00
879-0080-00-14400059999	80	PN16	2-15	23	C	5,932.00
879-0100-00-14400059999	100	PN16	2-15	28	C	6,332.00
879-0125-00-14400059999	125	PN16	2-15	32	C	6,608.00
879-0150-00-14400059999	150	PN16	2-15	45	C	7,422.00
879-0200-00-04400059999	200	PN10	2-15	95	C	12,157.00
879-0200-00-14400059999	200	PN16	2-15	95	C	12,157.00
879-0250-00-04400059999	250	PN10	2-15	156	C	15,952.00
879-0250-00-14400059999	250	PN16	2-15	156	C	15,952.00
879-0300-00-04400059999	300	PN10	2-15	220	C	20,316.00
879-0300-00-14400059999	300	PN16	2-15	220	C	20,316.00
879-0350-00-04400059999	350	PN10	2-15	323	C	29,232.00
879-0350-00-14400059999	350	PN16	2-15	323	C	29,232.00
879-0400-00-04400059999	400	PN10	2-15	494	C	47,089.00
879-0400-00-14400059999	400	PN16	2-15	494	C	47,089.00
879-0450-00-04400059999	450	PN10	2-15	641	C	54,512.00
879-0450-00-14400059999	450	PN16	2-15	641	C	54,512.00
879-0500-00-04400059999	500	PN10	2-15	931	C	73,745.00
879-0500-00-14400059999	500	PN16	2-15	931	C	73,745.00
879-0600-00-04400059999	600	PN10	2-15	1268	C	94,258.00
879-0600-00-14400059999	600	PN16	2-15	1268	C	94,258.00



# IOT SENSORS FOR DIGITAL MONITORING

When collecting data directly from the network via battery-operated, wireless IoT sensors you can save resources, reduce water loss and optimise planning and operation.

AVK Smart Water IoT sensors provide data directly from applications in the irrigation network.

- VIDI Pressure can provide an overview of the pressure levels in the network, which makes it easier to discover fluctuations and minimise wear and tear on pipes
- With VIDI Flow connected to the pulse output of the flow meter, you can monitor the amount of water
- With VIDI Temperature you can monitor the water temperature in the network

- VIDI Level measures the distance to the nearest surface, and can measure e.g. water and sand levels without the need for direct contact to the medium

The sensors are set up with an interface that reads data and makes it easy to integrate into any preferred IT system. That way, data from multiple sources can be combined and create a collective overview of the irrigation network.



## 3001/001-001

VIDI Pressure  
IoT sensor measuring water pressure



Transmits pressure data via radio communication  
CE-approved  
RED-approved  
Battery life: 10 years  
IP Class 68

AVK ref. no.	Communication	Wire	Theoretical weight/kg	Deliv. code	Gross Price EUR
3001-001-002-000	LORA	5 M	0.2	A	1,117.00
3001-001-005-000	NB-IOT	5 M	0.2	A	1,117.00

## 3001/002-001

VIDI Flow  
IoT sensor transmitting water volume



Transmits flow data via radio communication  
CE-approved  
RED-approved  
Battery life: 10 years  
IP Class 68

AVK ref. no.	Communication	Wire	Theoretical weight/kg	Deliv. code	Gross Price EUR
3001-002-002-000	LORA	5 M	0.2	A	497.00
3001-002-005-000	NB-IOT	5 M	0.2	A	497.00

## 3001/003-001

VIDI Temperature  
IoT sensor measuring water temperature



Transmits temperature data via radio communication  
CE-approved  
RED-approved  
Battery life: 10 years  
IP Class 68

AVK ref. no.	Communication	Wire	Theoretical weight/kg	Deliv. code	Gross Price EUR
3001-003-006-000	LORA	5 M	0.2	A	892.00
3001-003-009-000	NB-IOT	5 M	0.2	A	892.00



**3001/004-001**

VIDI Level sensor  
IoT sensor measuring  
distance to nearest surface




Transmits level data via radio  
communication  
CE-approved  
RED-approved  
Battery life: 10 years  
IP Class 68

AVK ref. no.	Communi- cation	Wire	Theoretical weight/kg	Deliv. code	Gross Price EUR
3001-004-005-00000	NB-IOT	5 M	0.3	A	1,653.00
3001-004-006-00000	LORA	5 M	0.3	A	1,653.00



# GATE VALVES

AVK gate valves comply to the highest standards and are renowned worldwide due to the high quality and durability.



AVK offers a very wide range of gate valves for drinking water applications and recently also the new series 9002 flanged gate valves dedicated to irrigation applications.

Series 9002 gate valves are of our renowned gate valve design with a few modifications:

- 150 my coating in lightblue RAL 5012
- galvanized 8.8. bonnet bolts
- no drinking water approvals

Our range includes gate valves with a vast number of material and end connection configurations, so only selected variants are shown in this price list.

All our gate valves are characterized by our unique wedge design with fixed, integral wedge nut and our own rubber compound that ensures reliable operation and long lifespan.

## 9002/30-002

Flanged gate valves  
 Face-to-face dimension according to EN 558 Table 2  
 Basic Series 14  
 Ductile Iron  
 EPDM rubber  
 Epoxy RAL 5012  
 Clockwise to Close



AVK ref. no.	DN mm	Flange drilling	Theoretical weight/kg	Deliv. code	Gross Price EUR
9002-040-30-01149	40	PN10/16	7.0	B	228.00
9002-050-30-01149	50	PN10/16	9.1	B	244.00
9002-065-30-01149	65	PN10/16	12	B	312.00
9002-080-30-01149	80	PN10/16	15	B	336.00
9002-100-30-01149	100	PN10/16	18	B	375.00
9002-125-30-01149	125	PN10/16	24	B	584.00
9002-150-30-01149	150	PN10/16	33	B	634.00
9002-200-30-00149	200	PN10	51	B	954.00
9002-250-30-00149	250	PN10	83	B	1,928.00
9002-250-30-01149	250	PN16	83	B	1,928.00
9002-300-30-00149	300	PN10	117	B	2,579.00
9002-300-30-01149	300	PN16	117	B	2,579.00
9002-350-30-00149	350	PN10	207	B	4,685.00
9002-350-30-01149	350	PN16	207	B	4,685.00
9002-400-30-00149	400	PN10	224	B	4,895.00
9002-400-30-01149	400	PN16	224	B	4,895.00



**9002/60-002**

Flanged gate valves  
Face-to-face dimension  
according to EN 558 Table 2  
Basic Series 15  
Ductile Iron  
EPDM rubber  
Epoxy RAL 5012  
Clockwise to Close



AVK ref. no.	DN mm	Flange drilling	Net Weight Lbs	Deliv. code	Gross Price EUR
9002-040-60-01149	40	PN10/16	18	B	246.00
9002-050-60-01149	50	PN10/16	22	B	258.00
9002-065-60-01149	65	PN10/16	28	B	313.00
9002-080-60-01149	80	PN10/16	36	B	351.00
9002-100-60-01149	100	PN10/16	44	B	391.00
9002-125-60-01149	125	PN10/16	58	B	588.00
9002-150-60-01149	150	PN10/16	78	B	666.00
9002-200-60-00149	200	PN10	123	B	1,022.00
9002-200-60-01149	200	PN16	123	B	1,022.00
9002-250-60-00149	250	PN10	205	B	2,032.00
9002-250-60-01149	250	PN16	205	B	1,980.00
9002-300-60-00149	300	PN10	289	B	2,887.00
9002-300-60-01149	300	PN16	291	B	2,972.00
9002-350-60-00149	350	PN10	492	B	5,853.00
9002-350-60-01149	350	PN16	492	B	5,828.00
9002-400-60-00149	400	PN10	540	B	6,261.00
9002-400-60-01149	400	PN16	540	B	6,261.00

**08/A-006**

Handwheel assembled with  
bolt and washer  
Cast iron  
AVK coating standard  
Clockwise to Close



AVK ref. no.	DN/DN	D mm	F mm	Theoretical weight/kg	Deliv. code	Gross Price EUR
08-050-19-490	40 - 50	180	14	1.5	B	26.00
08-080-19-490	65 - 80	225	17	1.5	B	35.00
08-100-19-490	100	280	19	2.0	B	35.00
08-150-19-490	125 - 150	320	19	2.5	B	50.00
08-200-19-490	200	360	24	2.5	B	82.00
08-250-19-490	250 - 300	500	27	2.5	B	128.00
08-400-19-490	350 - 400	640	32	3.0	B	257.00

**15/42-0035**

Flanged gate valve prepared  
for actuator  
Face-to-face dimension  
according to EN 558 Table 2  
Basic Series 14  
Ductile Iron  
EPDM drinking water  
approved  
Fusion bonded epoxy coating  
in compliance with DIN 3476  
part 1 and EN 14901  
Clockwise to Close



AVK ref. no.	DN mm	Flange drilling	Actuator Flange	Theoretical weight/kg	Deliv. code	Gross Price EUR
15-040-40-016	40	PN10/16	F10	13	B	1,354.00
15-050-40-016	50	PN10/16	F10	14	A	1,374.00
15-065-42-016	65	PN10/16	F10	17	B	1,085.00
15-080-42-01464099	80	PN10/16	F10	15	A	1,085.00
15-100-42-01464099	100	PN10/16	F10	18	A	1,244.00
15-125-42-01464099	125	PN10/16	F10	22	B	2,405.00
15-150-42-01464099	150	PN10/16	F10	31	A	1,926.00
15-200-42-00464099	200	PN10	F10	49	A	3,105.00
15-200-42-01464099	200	PN16	F10	49	A	3,105.00
15-250-42-006	250	PN10	F14	113	A	4,840.00
15-250-42-016	250	PN16	F14	113	B	4,840.00
15-300-42-006	300	PN10	F14	160	A	6,801.00
15-300-42-016	300	PN16	F14	160	A	6,801.00
15-350-40-006	350	PN10	F14	223	B	19,558.00
15-350-40-016	350	PN16	F14	223	B	20,272.00
15-400-40-006	400	PN10	F14	243	A	19,747.00
15-400-40-016	400	PN16	F14	243	B	19,747.00

**01/70-035**

Gate valve with Supa Plus™ tensile couplings for uPVC and PE pipes

Ductile Iron

EPDM drinking water approved

Fusion bonded epoxy coating in compliance with DIN 3476 part 1 and EN 14901, GSK approved

Clockwise to Close



AVK ref. no.	DN mm	Dd mm	Product PN Class	Theoretical weight/kg	Deliv. code	Gross Price EUR
01-050-70-016	40	50	PN16	11	A	655.00
01-063-70-016	50	63	PN16	12	A	729.00
01-075-70-016	65	75	PN16	13	A	801.00
01-090-70-0146499	80	90	PN16	15	A	939.00
01-110-70-0146499	100	110	PN16	19	A	1,085.00
01-125-70-0146499	125	125	PN16	24	C	1,468.00
01-140-70-0146499	125	140	PN16	26	A	1,486.00
01-160-70-0146499	150	160	PN16	33	A	1,764.00
01-180-70-0146499	150	180	PN16	36	C	2,147.00
01-200-70-0146499	200	200	PN16	53	A	3,035.00
01-225-70-0146499	200	225	PN16	61	B	4,766.00
01-250-70-016	250	250	PN16	103	A	6,192.00
01-280-70-016	250	280	PN16	106	C	6,442.00
01-315-70-016	300	315	PN16	143	A	7,913.00

**36/80-116**

Gate valve with PE ends, PE100 PN16 SDR11 black/blue pipes

Ductile Iron

EPDM drinking water approved

Fusion bonded epoxy coating in compliance with DIN 3476 part 1 and EN 14901, GSK approved

Clockwise to Close



AVK ref. no.	DN mm	D mm	Product PN Class	Theoretical weight/kg	Deliv. code	Gross Price EUR
36-075-80-163	65	75	PN16	12	A	957.00
36-090-80-16306499	80	90	PN16	12	A	1,171.00
36-110-80-16306499	100	110	PN16	17	A	1,373.00
36-125-80-16306499	125	125	PN16	26	A	1,914.00
36-140-80-16306499	125	140	PN16	26	C	2,635.00
36-160-80-16306499	150	160	PN16	36	A	2,635.00
36-180-80-16306499	150	180	PN16	36	A	2,971.00
36-200-80-16306499	200	200	PN16	65	B	4,430.00
36-225-80-16306499	200	225	PN16	72	B	5,182.00
36-250-80-163	250	250	PN16	118	B	7,421.00
36-280-80-163	250	280	PN16	126	B	7,955.00
36-315-80-163	300	315	PN16	189	B	13,160.00
36-355-80-163	300	355	PN16	230	B	28,811.00
36-400-80-163	400	400	PN16	376	B	32,733.00
36-450-80-163 <sup>(1)</sup>	400	450	PN16	446	B	32,077.00
36-500-80-163 <sup>(1)</sup>	400	500	PN16	514	B	34,781.00

<sup>(1)</sup> Not included in SVGW certificate

**36/80-126**

Gate valve with PE ends PE100 PN10 SDR17 black/blue pipes

Ductile Iron

EPDM drinking water approved

Fusion bonded epoxy coating in compliance with DIN 3476 part 1 and EN 14901, GSK approved

Clockwise to Close



AVK ref. no.	DN mm	D mm	Product PN Class	Theoretical weight/kg	Deliv. code	Gross Price EUR
36-075-80-263	65	75	PN10	12	A	957.00
36-090-80-26306499	80	90	PN10	12	A	1,195.00
36-110-80-26306499	100	110	PN10	17	A	1,397.00
36-125-80-26306499	125	125	PN10	26	B	1,941.00
36-160-80-26306499	150	160	PN10	36	A	2,660.00
36-180-80-26306499	150	180	PN10	36	B	2,996.00
36-200-80-26306499	200	200	PN10	63	B	4,451.00
36-225-80-26306499	200	225	PN10	72	A	5,206.00
36-250-80-263	250	250	PN10	118	B	7,444.00
36-280-80-263	250	280	PN10	126	B	7,955.00
36-315-80-263	300	315	PN10	189	B	13,160.00
36-355-80-263	300	355	PN10	230	B	28,635.00
36-400-80-263	400	400	PN10	376	B	32,511.00
36-450-80-263 <sup>(1)</sup>	400	450	PN10	424	B	30,869.00
36-500-80-263 <sup>(1)</sup>	400	500	PN10	486	B	33,325.00

<sup>(1)</sup> Not included in SVGW certificate

**38/80-116**

Gate valve with flange/PE end, PE100 PN16 SDR11 black/blue pipe

Ductile Iron

EPDM drinking water approved

Fusion bonded epoxy coating in compliance with DIN 3476 part 1 and EN 14901, GSK approved

Clockwise to close



AVK ref. no.	DN mm	D mm	Flange drillina	Theoretical weight/kg	Deliv. code	Gross Price EUR
38-063-80-163	50	63	PN10/16	11	B	1,602.00
38-075-80-163	65	75	PN10/16	16	B	1,094.00
38-090-80-16306499	80	90	PN10/16	13	B	1,606.00
38-110-80-16306499	100	110	PN10/16	17	B	1,421.00
38-125-80-16306499	125	125	PN10/16	23	B	1,657.00
38-160-80-16306499	150	160	PN10/16	35	B	2,898.00
38-180-80-16306499	150	180	PN10/16	35	B	1,466.00
38-200-80-16306499	200	200	PN10	61	C	4,701.00
38-225-80-16306499	200	225	PN10	63	B	5,708.00



**38/80-126**

Gate valve with flange/PE end, PE100 PN10 SDR17 black/blue pipe  
Ductile Iron  
EPDM drinking water approved  
Fusion bonded epoxy coating in compliance with DIN 3476 part 1 and EN 14901, GSK approved



AVK ref. no.	DN mm	D mm	Flange drilling	Theoretical weight/kg	Deliv. code	Gross Price EUR
38-063-80-263	50	63	PN10/16	11	C	771.00
38-090-80-26306499	80	90	PN10/16	14	B	1,606.00
38-110-80-26306499	100	110	PN10/16	17	C	2,093.00
38-125-80-26306499	125	125	PN10/16	23	B	2,738.00
38-160-80-26306499	150	160	PN10/16	35	B	2,898.00
38-180-80-26306499	150	180	PN10/16	35	B	3,272.00
38-225-80-26306499	200	225	PN10	63	B	5,708.00

Clockwise to Close

**06/38-003**

Gate valve with grooved ends according to AWWA C 606  
Ductile Iron  
EPDM drinking water approved  
Fusion bonded epoxy coating in compliance with DIN 3476 part 1 and EN 14901, GSK approved



AVK ref. no.	DN mm	D mm	Product PN Class	Theoretical weight/kg	Deliv. code	Gross Price EUR
06-050-38-096	50	60	PN16	8.0	C	475.00
06-080-38-0960099	80	89	PN16	9.0	B	475.00
06-100-38-0960099	100	114	PN16	11	B	786.00
06-150-38-0960099	150	168	PN16	20	B	1,350.00
06-200-38-0960099	200	219	PN16	32	B	2,467.00
06-250-38-096	250	273	PN16	83	C	3,972.00
06-300-38-096	300	324	PN16	115	C	5,679.00

Clockwise to Close

**12/51-005**

Gate valve with flanged/spigot end  
Face-to-face dimension according to EN 558 Table 2 Basic Series 15  
Ductile Iron  
EPDM drinking water approved  
Fusion bonded epoxy coating in compliance with DIN 3476 part 1 and EN 14901, GSK approved



AVK ref. no.	DN mm	D mm	Flange drilling	Theoretical weight/kg	Deliv. code	Gross Price EUR
12-065-51-017	65	82	PN10/16	17	C	676.00
12-080-51-0146499	80	98	PN10/16	14	C	766.00
12-100-51-0146499	100	118	PN10/16	16	C	1,014.00
12-125-51-0146499	125	144	PN10/16	21	C	1,578.00
12-150-51-0146499	150	170	PN10/16	30	C	1,778.00
12-200-51-0046499	200	222	PN10	50	B	3,037.00
12-200-51-0146499	200	222	PN16	50	B	3,151.00
12-250-51-007	250	274	PN10	120	C	4,665.00
12-250-51-017	250	274	PN16	120	C	4,673.00
12-300-51-007	300	326	PN10	174	C	6,502.00
12-300-51-017	300	326	PN16	174	C	6,502.00

Clockwise to Close

**820/00-025**

Centric butterfly valve with loose liner  
Wafer bare shaft  
Face-to-face dimension according EN 558 - Series 20  
Ductile iron/ 1.4408 disc  
EPDM drinking water approved  
Blue epoxy RAL 5017 200 µm up to DN400. Above PUR coating 250 µm  
Clockwise to Close



AVK ref. no.	DN mm	Product PN Class	Theoretical weight/kg	Deliv. code	Gross Price EUR
820-0025-00-541L0160002	25	PN 10/16	1.0	C	283.00
820-0032-00-541L0160002	32	PN 10/16	1.0	C	283.00
820-0040-00-541L0160002	40	PN 10/16	1.3	C	283.00
820-0050-00-541L0160002	50	PN 10/16	1.8	A	288.00
820-0065-00-541L0160002	65	PN 10/16	2.3	A	344.00
820-0080-00-541L0160002	80	PN 10/16	2.3	A	386.00
820-0100-00-541L0160002	100	PN 10/16	3.9	A	501.00
820-0125-00-541L0160002	125	PN 10/16	5.0	A	663.00
820-0150-00-541L0160002	150	PN 10/16	5.9	A	941.00
820-0200-00-541L0160002	200	PN 10/16	9.3	C	1,526.00

**820/10-029**

Centric butterfly valve with loose liner  
Lug with bare shaft  
Face-to-face dimension according EN 558 - Series 20  
Ductile iron/ 1.4408 disc  
EPDM drinking water approved  
Blue epoxy RAL 5017 200 µm up to DN400. Above PUR coating 250 µm  
Clockwise to Close



AVK ref. no.	DN mm	Product PN Class	Theoretical weight/kg	Deliv. code	Gross Price EUR
820-0025-10-541L0160002	25	PN 10/16	1.5	C	343.00
820-0032-10-541L0160002	32	PN 10/16	1.5	C	343.00
820-0040-10-541L0160002	40	PN 10/16	1.9	C	350.00
820-0050-10-541L0160002	50	PN 10/16	2.4	C	364.00
820-0065-10-541L0160002	65	PN 10/16	4.8	C	411.00
820-0080-10-541L0160002	80	PN 10/16	4.0	C	503.00
820-0100-10-541L0160002	100	PN 10/16	6.2	A	628.00
820-0125-10-541L0160002	125	PN 10/16	7.7	C	807.00
820-0150-10-541L0160002	150	PN 10/16	8.4	C	1,051.00
820-0200-10-541L0160002 <sup>(1)</sup>	200	PN16	17	C	1,691.00
820-0250-10-541L0160002 <sup>(1)</sup>	250	PN16	24	C	3,139.00
820-0300-10-541L0160002 <sup>(1)</sup>	300	PN16	32	C	5,244.00
820-0350-10-04020030002	350	PN10	55	C	6,069.00
820-0350-10-04020160002 <sup>(1)</sup>	350	PN16	55	C	6,069.00
820-0400-10-04020030002	400	PN10	75	C	8,297.00
820-0400-10-04020160002 <sup>(1)</sup>	400	PN16	75	C	8,297.00

<sup>(1)</sup> 10 bar. working pressure also available

**820/20-025**

Centric butterfly valve with loose liner  
U-section with bare shaft  
Face-to-face dimension according EN 558 - Series 20  
Ductile iron/ 1.4408 disc  
EPDM drinking water approved  
Blue epoxy RAL 5017 200 µm up to DN400. Above PUR coating 250 µm  
Clockwise to Close



AVK ref. no.	DN mm	Product PN Class	Theoretical weight/kg	Deliv. code	Gross Price EUR
820-0150-20-041L0160002	150	PN 10/16	15	C	1,823.00
820-0200-20-041L0160002 <sup>(1)</sup>	200	PN16	20	C	2,531.00
820-0250-20-041L0160002 <sup>(1)</sup>	250	PN16	31	C	3,764.00
820-0300-20-041L0160002 <sup>(1)</sup>	300	PN16	44	C	5,123.00
820-0350-20-04020160002 <sup>(1)</sup>	350	PN16	59	C	6,201.00
820-0400-20-04020030002	400	PN10	82	C	8,815.00
820-0400-20-04020160002 <sup>(1)</sup>	400	PN16	82	C	8,815.00

<sup>(1)</sup> 10 bar. working pressure also available

**174/X-001**

Handlelever



AVK ref. no.	DN mm	Theoretical weight/kg	Deliv. code	Gross Price EUR
HLA.F0508.180-V2	25-40	0.4		509.00
HLA.F0511.180-V2	50-65	0.4		642.00
HLA.F0511.240-V2	80	0.5		540.00
HLA.F0711.240-V2	100	0.5		681.00
HLA.F0714.340-V2	125-150	0.6		798.00
HLA.F0717.340-V2	200	0.6		798.00



**41/60-003**

Swing check valve with free shaft end  
Resilient seated  
Face-to-face dimension according to EN 558 Table 2 Basic Series 48  
Ductile Iron  
EPDM rubber wedge, WRAS appr.  
Fusion bonded epoxy coating in compliance with DIN 3476 part 1 and EN 14901



AVK ref. no.	DN mm	Flange drilling	Theoretical weight/kg	Deliv. code	Gross Price EUR
41-050-60-018	50	PN10/16	13	A	1,516.00
41-065-60-018	65	PN10/16	16	A	1,706.00
41-080-60-018	80	PN10/16	20	A	1,903.00
41-100-60-018	100	PN10/16	21	A	2,293.00
41-125-60-018	125	PN10/16	36	A	2,892.00
41-150-60-018	150	PN10/16	51	A	3,712.00
41-200-60-008	200	PN10	83	A	5,897.00
41-200-60-018	200	PN16	83	A	6,024.00
41-250-60-008	250	PN10	183	A	11,704.00
41-250-60-018	250	PN16	183	A	11,895.00
41-300-60-008	300	PN10	231	A	14,299.00
41-300-60-018	300	PN16	231	A	14,571.00

**41/61-003**

Swing check valve with closed bushings  
Resilient seated  
Face-to-face dimension according to EN 558 Table 2 Basic Series 48  
Ductile Iron  
EPDM rubber wedge, WRAS appr.  
Fusion bonded epoxy coating in compliance with DIN 3476 part 1 and EN 14901



AVK ref. no.	DN mm	Flange drilling	Theoretical weight/kg	Deliv. code	Gross Price EUR
41-050-61-018	50	PN10/16	12	A	1,184.00
41-065-61-018	65	PN10/16	15	A	1,340.00
41-080-61-018	80	PN10/16	17	A	1,516.00
41-100-61-018	100	PN10/16	21	A	1,866.00
41-125-61-018	125	PN10/16	40	A	2,401.00
41-150-61-018	150	PN10/16	42	A	3,030.00
41-200-61-008	200	PN10	67	A	4,725.00
41-200-61-018	200	PN16	67	A	4,854.00
41-250-61-008	250	PN10	183	A	9,651.00
41-250-61-018	250	PN16	186	B	9,844.00
41-300-61-008	300	PN10	197	A	12,759.00
41-300-61-018	300	PN16	196	A	13,034.00

**53/30-005**

Ball check valve with BSP threads  
Ductile Iron  
NBR rubber  
AVK coating standard



AVK ref. no.	DN mm	Product PN Class	BSP thread Inch	Theoretical weight/kg	Deliv. code	Gross Price EUR
53-032-30-9007	32	PN10	1¼	2.0	A	240.00
53-040-30-9007	40	PN10	1½	2.0	A	276.00
53-050-30-9007	50	PN10	2	3.0	A	356.00

**53/35-003**

Ball check valve with flanges  
Face-to-face dimension according to EN 558 Table 2 Basic Series 48  
Ductile Iron  
NBR rubber  
AVK coating standard



AVK ref. no.	DN mm	Flange drilling	Theoretical weight/kg	Deliv. code	Gross Price EUR
53-050-35-1007	50	PN10/16	7.5	A	560.00
53-065-35-1007	65	PN10/16	10	A	621.00
53-080-35-1007	80	PN10/16	12	A	702.00
53-100-35-1007	100	PN10/16	16	A	871.00
53-125-35-1007	125	PN10/16	35	A	1,183.00
53-150-35-1007	150	PN10/16	32	A	1,535.00
53-200-35-0007	200	PN10	68	A	2,726.00
53-200-35-1007	200	PN16	68	B	2,936.00
53-250-35-0007	250	PN10	93	A	5,572.00
53-250-35-1007	250	PN16	93	C	5,769.00
53-300-35-0007	300	PN10	124	A	10,800.00
53-300-35-1007	300	PN16	124	C	11,075.00
53-350-35-0007	350	PN10	231	A	15,620.00
53-350-35-1007	350	PN16	231	C	15,926.00
53-400-35-0007	400	PN10	416	A	19,271.00
53-400-35-1007	400	PN16	416	C	19,854.00

**903/20-001**

Silent check valve  
Face-to-face dimension  
according to MSS SP-125  
short globe  
Ductile Iron  
Blue epoxy RAL 5017 250  
µm



AVK ref. no.	DN mm	Flange drilling	Theoretical weight/kg	Deliv. code	Gross Price EUR
903-065-20-11000	65	PN10/16	7.9	C	937.00
903-080-20-11000	80	PN10/16	8.8	C	970.00
903-100-20-11000	100	PN10/16	15	C	1,279.00
903-125-20-11000	125	PN10/16	21	C	1,746.00
903-150-20-11000	150	PN10/16	31	C	2,418.00
903-200-20-01000	200	PN10	51	C	3,650.00
903-200-20-11000	200	PN16	51	C	3,785.00
903-250-20-01000	250	PN10	77	C	5,476.00
903-250-20-11000	250	PN16	77	C	5,679.00
903-300-20-01000	300	PN10	97	C	7,678.00
903-300-20-11000	300	PN16	97	C	7,961.00
903-350-20-01000	350	PN10	137	C	11,240.00
903-350-20-11000	350	PN16	137	C	11,656.00
903-400-20-01000	400	PN10	178	C	13,737.00
903-400-20-11000	400	PN16	178	C	13,737.00

**854/00-001**

Balanced equilibrium ball  
float valve  
Ductile iron  
Blue epoxy RAL 5017 250  
µm



AVK ref. no.	DN mm	Product PN Class	Theoretical weight/kg	Deliv. code	Gross Price EUR
854-050-00-1001	50	PN16	16	B	5,202.00
854-080-00-1001	80	PN16	22	A	5,264.00
854-100-00-1001	100	PN16	33	A	8,112.00
854-150-00-1001	150	PN16	66	B	7,804.00
854-200-00-1001	200	PN16	118	B	14,045.00
854-250-00-1001	250	PN16	184	B	17,835.00
854-300-00-1001	300	PN16	260	B	28,212.00

**701/30-010**

Air & vacuum valve  
Inlet flange  
Ductile Iron  
Fusion bonded epoxy coating  
in compliance with DIN 3476  
part 1 and EN 14901



AVK ref. no.	DN mm	Connection	Flange drilling	Theoretical weight/kg	Deliv. code	Gross Price EUR
701-050-30-11003	50	50 MM	PN10/16	6.1	A	1,452.00
701-051-30-91003	50	2" BSP		4.0	C	1,348.00
701-080-30-11003	80	80 MM	PN10/16	13	A	2,383.00
701-081-30-91003	80	3" BSP		9.6	C	1,610.00
701-150-30-11003	150	150MM	PN10/16	43	C	10,296.00

**701/30-020**

Air & vacuum valve  
Inlet flange  
Ductile Iron  
Fusion bonded epoxy coating  
in compliance with DIN 3476  
part 1 and EN 14901



AVK ref. no.	DN mm	Flange drilling	Theoretical weight/kg	Deliv. code	Gross Price EUR
701-100-30-11003	100	PN10/16	27	A	3,348.00
701-200-30-01003	200	PN10	116	C	11,023.00
701-200-30-11003	200	PN16	116	C	12,155.00

**701/40-010**

Combination air valve  
BSP thread  
Reinforced polyamide



AVK ref. no.	DN mm	Connection	Product PN Class	Theoretical weight/kg	Deliv. code	Gross Price EUR
701-012-40-99003	12	1/2" BSP	PN16	0.5	C	596.00
701-020-40-99003	20	3/4" BSP	PN16	0.3	A	629.00
701-025-40-99003	25	1" BSP	PN16	0.3	A	629.00
701-050-40-99003	50	2" BSP	PN16	1.0	A	1,197.00
701-050-41-99003 <sup>(1)</sup>	50	2" BSP	PN16	2.0	A	1,481.00

(1) Brass base

**701/50-003**

Combination air valve  
BSP thread/inlet flange  
Ductile iron / reinforced  
polyamide  
Fusion bonded epoxy coating  
in compliance with DIN 3476  
part 1 and EN 14901



AVK ref. no.	DN mm	Connection	Flange drilling	Theoretical weight/kg	Deliv. code	Gross Price EUR
701-050-50-11003	50	50 MM	PN10/16	6.4	A	1,826.00
701-051-50-91003	50	2" BSP		4.3	C	1,826.00
701-080-50-11003	80	80 MM	PN10/16	13	A	2,734.00

**701/50-020**

Combination air valve  
Inlet flange  
Ductile iron / reinforced  
polyamide  
Fusion bonded epoxy coating  
in compliance with DIN 3476  
part 1 and EN 14901



AVK ref. no.	DN mm	Flange drilling	Theoretical weight/kg	Deliv. code	Gross Price EUR
701-100-50-11003	100	PN10/16	26	A	4,144.00
701-150-50-11003	150	PN10/16	43	C	10,703.00
701-200-50-01003	200	PN10	117	C	11,329.00
701-200-50-11003	200	PN16	117	C	12,501.00

**851/41-005**

Air relief valve  
ABS float & float guide  
EPDM rubber  
Ductile Iron  
EPDM rubber  
Blue epoxy RAL 5017 300  
µm



AVK ref. no.	DN mm	Flange drilling	Theoretical weight/kg	Deliv. code	Gross Price EUR
851-050-41-122000	50	PN10/16	16	B	1,048.00
851-080-41-122000	80	PN10/16	17	B	1,078.00
851-100-41-122000	100	PN10/16	23	B	1,211.00
851-150-41-122000	150	PN10/16	36	B	2,003.00
851-200-41-122000	200	PN16	40	B	2,281.00

**772/61-001**

AVK wall penstock with non-rising stem  
Closed frame for wall mounting  
Stainless steel  
EPDM rubber



AVK ref. no.	Size mm	Theoretical weight/kg	Deliv. code	Gross Price EUR
772-02000200-61-521001	200 - 200	16	C	2,970.00
772-03000300-61-521001	300 - 300	23	C	3,763.00
772-04000400-61-521001	400 - 400	41	C	5,910.00

**772/7172-001**

AVK channel penstock with non-rising stem  
For embedding in concrete  
Stainless steel  
EPDM rubber



AVK ref. no.	Size mm	Theoretical weight/kg	Deliv. code	Gross Price EUR
772-02000200-71-651001	200 - 200	16	C	5,970.00
772-03000300-71-651001	300 - 300	22	C	6,673.00
772-04000400-71-651001	400 - 400	28	C	7,571.00

**910/21-001**

Y-strainer with stainless steel screen  
Face-to-face dimension according to EN 558 Table 2  
Ductile Iron  
EPDM high temperature  
Blue epoxy RAL 5017 250 µm



AVK ref. no.	DN mm	Flange drilling	Theoretical weight/kg	Deliv. code	Gross Price EUR
910-0050-21-011020004	50	PN10/16	8.3	A	442.00
910-0065-21-011020004	65	PN10/16	11	A	508.00
910-0080-21-011020004	80	PN10/16	14	A	579.00
910-0100-21-011020004	100	PN10/16	18	A	726.00
910-0125-21-011020004	125	PN10/16	26	A	979.00
910-0150-21-011020004	150	PN10/16	35	A	1,260.00
910-0200-21-011020004	200	PN16	60	A	2,113.00
910-0200-21-311020004	200	PN10	60	A	2,113.00
910-0250-21-011020004	250	PN16	97	A	3,193.00
910-0250-21-311020004	250	PN10	97	A	3,193.00
910-0300-21-011020004	300	PN16	142	A	4,722.00
910-0300-21-311020004	300	PN10	142	A	4,722.00
910-0350-21-011020004	350	PN16	170	C	8,196.00
910-0350-21-311020004	350	PN10	170	C	7,903.00
910-0400-21-011020004	400	PN16	227	C	11,887.00
910-0400-21-311020004	400	PN10	227	C	11,463.00

**910/21-011**

Screen for Y-strainer  
Mesh material:  
Stainless steel



AVK ref. no.	DN mm	Deliv. code	Gross Price EUR
910-0050-13	50	C	92.00
910-0065-13	65	C	105.00
910-0080-13	80	C	120.00
910-0100-13	100	C	154.00
910-0125-13	125	C	252.00
910-0150-13	150	C	308.00
910-0200-13	200	C	368.00
910-0250-13	250	C	508.00
910-0300-13	300	C	709.00





**03/30-005**

Service connection valve with push-in sockets for PE pipes  
Ductile Iron  
EPDM drinking water approved  
Fusion bonded epoxy coating in compliance with DIN 3476 part 1 and EN 14901, GSK approved  
Clockwise to Close



AVK ref. no.	DN mm	Dd mm	Product PN Class	Theoretical weight/kg	Deliv. code	Gross Price EUR
03-025-30-0046499	20	25	PN16	2.4	A	292.00
03-032-30-0046499	25	32	PN16	2.6	A	303.00
03-040-30-0046499	32	40	PN16	3.0	A	360.00
03-050-30-00	40	50	PN16	7.0	A	431.00
03-063-30-00	50	63	PN16	8.5	A	543.00

**03/00-010**

Service connection valve with internal thread  
Ductile Iron  
EPDM drinking water approved  
Fusion bonded epoxy coating in compliance with DIN 3476 part 1 and EN 14901, GSK approved  
Clockwise to Close



AVK ref. no.	DN mm	BSP internal	Product PN Class	Theoretical weight/kg	Deliv. code	Gross Price EUR
03-025-00-0046499	25	3/4"	PN16	2.4	A	259.00
03-032-00-0046499	25	1"	PN16	2.4	A	279.00
03-040-00-0046499	32	1 1/4"	PN16	2.6	A	327.00
03-050-00-001	40	1 1/2"	PN16	4.7	A	360.00
03-063-00-001	50	2"	PN16	6.4	A	495.00

**16/80-026**

Service connection valve with PE-ends PE100 PN16 black/blue pipes 200/200 mm  
Polyoxymethylene (POM)  
EPDM drinking water approved  
Clockwise to Close



AVK ref. no.	DN mm	Dd mm	Product PN Class	Theoretical weight/kg	Deliv. code	Gross Price EUR
16-032-80-026	25	32	PN16	1.5	A	559.00
16-040-80-026	32	40	PN16	1.7	A	600.00
16-050-80-026	40	50	PN16	4.6	A	848.00
16-063-80-026	50	63	PN16	5.0	A	1,072.00

**16/50-010**

Service connection valve with tensile socket ends  
Polyoxymethylene (POM)  
EPDM drinking water approved  
Clockwise to Close



AVK ref. no.	DN mm	Dd mm	Product PN Class	Theoretical weight/kg	Deliv. code	Gross Price EUR
16-032-50-006	25	32	PN16	1.4	A	368.00
16-040-50-006	32	40	PN16	1.5	A	388.00
16-050-50-006	40	50	PN16	4.4	A	510.00
16-063-50-006	50	63	PN16	4.9	A	585.00

**16/59-010**

Service connection valve with Pentomech™ tensile resistant couplings  
Polyoxymethylene (POM)  
EPDM drinking water approved  
Clockwise to Close



AVK ref. no.	DN mm	Dd mm	Product PN Class	Theoretical weight/kg	Deliv. code	Gross Price EUR
16-032-59-004	25	32	PN16	1.4	A	406.00
16-040-59-004	32	40	PN16	1.8	B	432.00
16-050-59-004	40	50	PN16	2.8	B	562.00
16-063-59-004	50	63	PN16	3.7	B	645.00

**16/90-010**

Service connection valve with PRK-couplings for PE pipes  
Polyoxymethylene (POM)  
EPDM drinking water approved  
Clockwise to Close




AVK ref. no.	DN mm	Dd mm	Product PN Class	Theoretical weight/kg	Deliv. code	Gross Price EUR
16-032-90-006	25	32	PN16	1.4	A	586.00
16-040-90-006	32	40	PN16	2.6	A	655.00
16-050-90-006	40	50	PN16	2.8	A	782.00
16-063-90-006 <sup>(1)</sup>	50	63	PN16	3.5	A	873.00

<sup>(1)</sup> In case of temperature below 0°C it is necessary to preheat valve and PE pipe end prior to assembly



# SUPA LOCK™ THREADLESS CONNECTION SYSTEM

AVK's Supa Lock™ range offers a 100% corrosion-free joint combined with a fast and easy assembly with maximum flexibility and safety.



Thanks to its simple design, Supa Lock™ offers long term safety with protection against corrosion and leaks as well as accidental disassembly of the joint when the pipeline is under pressure. The Supa Lock™ range consists of service connection valves, tapping saddles with and without blade shut-off, a wide range of fittings in ductile iron, and ball valves and fittings in brass.

### Corrosion-free joint

- no uncoated threads
- GSK approved epoxy coating or brass

### Easy two-step assembly with maximum flexibility

- just insert and click on safe clip
- 360° rotation of the fittings gives maximum flexibility
- rotation not possible for valves and connectors for drilling

### Safe self-locking design (patented)

- safety retainer is easy to mount/demount, and is secured against accidental disassembly under pressure
- heavy duty O-rings seal the joint

#### 103/00-003

Supa Lock™ service connection valve with Supa Lock™ spigot end/Supa Lock™ socket end

Ductile Iron

EPDM drinking water approved

Fusion bonded epoxy coating in compliance with DIN 3476 part 1 and EN 14901, GSK approved

Clockwise to Close



AVK ref. no.	DN mm	Product PN Class	Theoretical weight/kg	Deliv. code	Gross Price EUR
103-032-00-000464	32	PN16	3.2	A	319.00

#### 103/02-003

Supa Lock™ service connection angle valve with Supa Lock™ socket end

Ductile Iron

EPDM drinking water approved

Fusion bonded epoxy coating in compliance with DIN 3476 part 1 and EN 14901, GSK approved

Clockwise to Close



AVK ref. no.	DN mm	Product PN Class	Theoretical weight/kg	Deliv. code	Gross Price EUR
103-032-02-000464	32	PN16	3.2	A	319.00



**103/31-003**

Supa Lock™ service connection angle valve with Supa Lock™ spigot end/push-in socket end



Ductile Iron  
EPDM drinking water approved  
Fusion bonded epoxy coating in compliance with DIN 3476 part 1 and EN 14901, GSK approved  
Clockwise to Close

AVK ref. no.	DN mm	Dd mm	Product PN Class	Theoretical weight / kg	Deliv. code	Gross Price EUR
103-032-31-400464	32	32	PN16	3,13	B	319.00
103-032-31-410464	32	40	PN16	3,29	B	323.00

**100/00-003**

Supa Lock™ tapping saddle for PE and PVC pipes



Ductile Iron  
EPDM drinking water approved  
Fusion bonded epoxy coating in compliance with DIN 3476 part 1 and EN 14901, GSK approved

AVK ref. no.	DN mm	Dd mm	Theoretical weight/kg	Deliv. code	Gross Price EUR
100-063-00-320464	32	63	2.1	A	144.00
100-075-00-320464	32	75	2.3	A	158.00
100-090-00-320464	32	90	2.7	A	167.00
100-110-00-320464	32	110	3.6	A	197.00
100-125-00-320464	32	125	3.8	A	220.00
100-140-00-320464	32	140	5.4	A	262.00
100-160-00-320464	32	160	5.9	A	274.00
100-200-00-320464	32	200	9.3	A	421.00
100-225-00-320464	32	225	11	A	453.00

**106/02-003**

Supa Lock™ threaded connector



Brass  
EPDM drinking water approved

AVK ref. no.	DN mm	BSP thread Inch	Theoretical weight/kg	Deliv. code	Gross Price EUR
106-002-02-324	32	1"	0.7	A	214.00
106-003-02-324	32	1 1/4"	0.7	C	220.00
106-004-02-324	32	1 1/2"	0.8	A	231.00
106-005-02-324	32	2"	1.0	A	284.00

**106/01-004**

Supa Lock™ straight fitting with PRK-coupling



Ductile Iron  
EPDM drinking water approved  
Fusion bonded epoxy coating in compliance with DIN 3476 part 1 and EN 14901, GSK approved

AVK ref. no.	DN mm	Dd mm	Theoretical weight/kg	Deliv. code	Gross Price EUR
106-032-01-32464	32	32	1.3	B	91.00
106-040-01-32464	32	40	1.3	B	88.00

**106/00-003**

Supa Lock™ blind plug



Ductile Iron  
EPDM drinking water approved  
Fusion bonded epoxy coating in compliance with DIN 3476 part 1 and EN 14901, GSK approved

AVK ref. no.	DN mm	Theoretical weight/kg	Deliv. code	Gross Price EUR
106-000-00-32464	32	0.8	A	83.00

**107/21-003**

Supa Lock™ straight fitting with push-in socket for PE pipes

Ductile Iron

EPDM drinking water approved

Fusion bonded epoxy coating in compliance with DIN 3476 part 1 and EN 14901, GSK approved



AVK ref. no.	DN mm	Dd mm	Theoretical weight/kg	Deliv. code	Gross Price EUR
107-032-21-32464	32	32	0.6	A	78.00
107-040-21-32464	32	40	0.7	A	86.00
107-050-21-32464	32	50	1.2	A	141.00
107-063-21-32464	32	63	1.6	A	153.00

**107/31-003**

Supa Lock™ 90° fitting with push-in socket for PE pipes

Ductile Iron

EPDM drinking water approved

Fusion bonded epoxy coating in compliance with DIN 3476 part 1 and EN 14901, GSK approved



AVK ref. no.	DN mm	Dd mm	Theoretical weight/kg	Deliv. code	Gross Price EUR
107-032-31-32464	32	32	1.0	A	80.00
107-040-31-32464	32	40	1.1	A	87.00
107-050-31-32464	32	50	1.4	A	141.00
107-063-31-32464	32	63	2.0	A	135.00

**107/11-003**

Supa Lock™ spigot end/Supa Lock™ socket end

Ductile Iron

EPDM drinking water approved

Fusion bonded epoxy coating in compliance with DIN 3476 part 1 and EN 14901, GSK approved



AVK ref. no.	DN mm	Dd mm	Theoretical weight/kg	Deliv. code	Gross Price EUR
107-040-11-32464	32	40	1.2	A	128.00

**107/36-003**

Supa Lock™ fitting with PE pipe end

Ductile Iron

EPDM drinking water approved

Fusion bonded epoxy coating in compliance with DIN 3476 part 1 and EN 14901, GSK approved



AVK ref. no.	DN mm	Dd mm	Theoretical weight/kg	Deliv. code	Gross Price EUR
107-032-36-32464	32	32	1.4	A	123.00
107-040-36-32464	32	40	1.3	A	127.00

**107/74-003**

Supa Lock™ tapping head with blade shut-off for under pressure tapping on metal and plastic pipes.

Ductile Iron

EPDM drinking water approved

Fusion bonded epoxy coating in compliance with DIN 3476 part 1 and EN 14901, GSK approved



AVK ref. no.	DN mm	Theoretical weight/kg	Deliv. code	Gross Price EUR
107-005-74-32464	32	2.0	A	288.00



**107/51-003**

Supa Lock™ 90° fitting with push-in socket for PE pipes  
Ductile Iron  
EPDM drinking water approved  
Fusion bonded epoxy coating in compliance with DIN 3476 part 1 and EN 14901, GSK approved



AVK ref. no.	DN mm	Dd mm	Theoretical weight/kg	Deliv. code	Gross Price EUR
107-025-51-32464	32	25	1.0	C	469.00

**109/10-003**

Supa Lock™ spacer  
Ductile Iron  
Fusion bonded epoxy coating in compliance with DIN 3476 part 1 and EN 14901, GSK approved



AVK ref. no.	DN mm	DN1 mm	Theoretical weight/kg	Deliv. code	Gross Price EUR
109-080-10-32064	80	32	3.1	A	427.00
109-100-10-32064	100	32	3.5	A	451.00
109-150-10-32064	150	32	5.4	A	620.00
109-200-10-32064	200	32	7.1	A	753.00
109-250-10-32064 <sup>(1)</sup>	250	32	8.5	A	867.00
109-300-10-32064 <sup>(1)</sup>	300	32	10	A	1,021.00
109-400-10-32064 <sup>(1)</sup>	400	32	16	C	1,421.00

<sup>(1)</sup> One Supa Lock™ socket end

**109/15-003**

Supa Lock™ double spigot fitting  
Ductile Iron  
EPDM drinking water approved  
Fusion bonded epoxy coating in compliance with DIN 3476 part 1 and EN 14901



AVK ref. no.	DN mm	Theoretical weight/kg	Deliv. code	Gross Price EUR
109-032-15-32464	32	1.2	A	599.00

**109/16-003**

Supa Lock™ 3-way socket fitting  
Ductile Iron  
Fusion bonded epoxy coating in compliance with DIN 3476 part 1 and EN 14901



AVK ref. no.	DN mm	Theoretical weight/kg	Deliv. code	Gross Price EUR
109-032-16-32064	32	1.9	A	107.00

**109/23-001**

Supa Lock™ blind flange  
Ductile Iron  
EPDM drinking water approved  
Fusion bonded epoxy coating in compliance with DIN 3476 part 1 and EN 14901, GSK approved



AVK ref. no.	DN mm	Flange drilling	Theoretical weight/kg	Deliv. code	Gross Price EUR
109-100-23-320641	100	PN10/16	5.0	A	236.00
109-150-23-320641	150	PN10/16	8.0	A	315.00
109-200-23-320641	200	PN16	12	A	393.00
109-200-23-320642	200	PN10	12	A	393.00
109-250-23-320641	250	PN16	18	A	604.00
109-250-23-320642	250	PN10	18	A	591.00
109-300-23-320641	300	PN16	25	A	868.00
109-300-23-320642	300	PN10	25	A	868.00
109-400-23-320641	400	PN16	46	AA	1,625.00
109-400-23-320642	400	PN10	38		1,461.00

**109/24-001**

Supa Lock™ double socket fitting for uPVC pipes  
Ductile Iron  
EPDM drinking water approved  
Fusion bonded epoxy coating in compliance with DIN 3476 part 1 and EN 14901, GSK approved



AVK ref. no.	DN mm	Dd mm	Theoretical weight/kg	Deliv. code	Gross Price EUR
109-110-24-32464	100	110	7.0	A	448.00
109-160-24-32464	150	160	10	A	457.00
109-200-24-32464	200	200	15	A	676.00
109-225-24-32464	200	225	17	A	748.00
109-250-24-32464	250	250	22	A	1,009.00
109-280-24-32464	250	280	26	A	1,097.00
109-315-24-32464	300	315	32	A	1,401.00

**109/25-001**

Supa Lock™ socket x spigot fitting for uPVC pipes  
 Ductile Iron  
 EPDM drinking water approved  
 Fusion bonded epoxy coating in compliance with DIN 3476 part 1 and EN 14901, GSK approved



AVK ref. no.	DN mm	Dd mm	Theoretical weight/kg	Deliv. code	Gross Price EUR
109-110-25-32464	100	110	7.0	A	335.00
109-160-25-32464	150	160	10	A	479.00
109-200-25-32464	200	200	15	A	645.00
109-225-25-32464	200	225	17	A	692.00
109-250-25-32464	250	250	23	A	1,011.00
109-280-25-32464	250	280	27	A	1,087.00
109-315-25-32464	300	315	32	A	1,319.00

**109/26-001**

Supa Lock™ socket x spigot fitting for cast iron pipes  
 Ductile Iron  
 EPDM drinking water approved  
 Fusion bonded epoxy coating in compliance with DIN 3476 part 1 and EN 14901, GSK approved



AVK ref. no.	DN mm	Dd mm	Theoretical weight/kg	Deliv. code	Gross Price EUR
109-118-26-32064	100	118	10	A	586.00
109-170-26-32064	150	170	15	A	603.00
109-222-26-32064	200	222	22	A	1,010.00
109-274-26-32064	250	274	31	A	1,217.00
109-326-26-32064	300	326	41	A	1,729.00

**601/A-005**

Universal Supa® coupling  
with bolts of mild steel,  
Sheraplex fasteners  
Ductile Iron  
EPDM rubber  
Fusion bonded epoxy coating  
in compliance with DIN 3476  
part 1 and EN 14901, GSK  
approved



AVK ref. no.	DN mm	Product PN Class	Seal range SR1 mm	Theoretical weight/kg	Deliv. code	Gross Price EUR
601-063-000-4100	40	PN16	46-63	2.9	B	233.00
601-074-000-4100	50	PN16	57-74	2.9	B	235.00
601-085-000-4100	65	PN16	68-85	4.3	C	288.00
601-106-000-4100	80	PN16	84-106	4.9	B	344.00
601-119-000-4100	100	PN16	99-119	5.2	B	356.00
601-133-000-4100	100	PN16	109-133	6.0	B	368.00
601-157-000-4100	125	PN16	132-157	6.5	A	421.00
601-183-000-4100	150	PN16	157-183	8.0	A	508.00
601-201-000-4100	150	PN16	176-201	9.0	B	535.00
601-215-000-4100	175	PN16	193-215	10	B	550.00
601-242-000-4100	200	PN16	218-242	12	B	698.00
601-268-000-4100	225	PN16	242-268	17	C	938.00
601-292-000-4100	250	PN16	266-292	19	B	1,004.00
601-306-000-4100	250	PN16	280-306	15	C	1,170.00
601-327-000-4100	300	PN16	301-327	21	B	1,264.00
601-350-000-4100	300	PN16	324-350	23	B	1,306.00
601-378-000-4100	350	PN16	352-378	24	B	1,777.00
601-396-000-4100	350	PN16	372-397	20	B	1,564.00
601-410-000-4100	350	PN16	384-410	25	C	1,567.00
601-436-000-4100	400	PN16	410-436	28	A	1,667.00
601-462-000-4100	400	PN16	436-462	29	B	1,978.00

**602/1-001**

Universal Supa® step  
coupling with bolts of mild  
steel  
Ductile Iron  
EPDM rubber  
Fusion bonded epoxy coating  
in compliance with DIN 3476  
part 1 and EN 14901, GSK  
approved



AVK ref. no.	DN/DN	Seal range SR1 mm	Seal range SR2 mm	Theoretical weight/kg	Deliv. code	Gross Price EUR
602-063-074-4100	40 - 50	46-63	57-74	3.2	B	210.00
602-063-085-4100	40 - 65	46-63	68-85	4.2	B	238.00
602-074-085-4100	50 - 65	57-74	68-85	4.2	B	271.00
602-074-106-4100	50 - 80	57-74	84-106	4.5	B	301.00
602-085-106-4100	65 - 80	68-85	84-106	4.9	B	293.00
602-106-119-4100	80 - 100	84-106	99-119	5.3	B	346.00
602-106-133-4100	80 - 100	84-106	109-133	5.3	B	317.00
602-119-133-4100	80 - 100	99-119	109-133	5.6	B	371.00
602-119-157-4100	80 - 125	99-119	132-157	6.4	B	350.00
602-133-157-4100	100 - 125	109-133	132-157	7.2	B	390.00
602-133-183-4100	100 - 150	109-133	157-183	7.4	B	460.00
602-157-183-4100	125 - 150	132-157	157-183	7.7	B	411.00
602-183-201-4100	150 - 150	157-183	176-201	10	B	539.00
602-201-215-4100	150 - 175	176-201	193-215	9.6	B	590.00
602-201-242-4100	175 - 200	176-201	218-242	14	B	651.00
602-215-242-4100	175 - 200	193-215	218-242	11	B	681.00
602-215-268-4100	175 - 225	193-215	242-268	16	B	748.00
602-242-268-4100	200 - 225	218-242	242-268	14	B	870.00
602-268-292-4100	225 - 250	242-268	266-292	15	B	943.00
602-292-306-4100	250 - 300	266-292	280-306	20	B	1,127.00
602-292-327-4100	250 - 300	266-292	301-327	20	B	1,070.00
602-327-350-4100	300 - 300	301-327	324-350	17	B	1,112.00
602-327-378-4100	300 - 350	301-327	352-378	19	B	1,519.00
602-350-378-4100	300 - 350	324-350	352-378	20	B	1,347.00
602-378-396-4100	350 - 350	352-378	372-397	26	B	1,627.00
602-396-410-4100	350 - 400	372-397	384-410	26	B	1,590.00
602-410-436-4100	400 - 400	384-410	410-436	22	B	1,647.00
602-436-462-4100	400 - 400	410-436	436-462	23	B	1,681.00

**603/A-4100**


Universal Supa® flange adaptor with bolts of mild steel  
Ductile Iron  
EPDM rubber  
Fusion bonded epoxy coating in compliance with DIN 3476 part 1 and EN 14901, GSK approved



AVK ref. no.	DN mm	Product PN Class	Seal range SR1 mm	Theoretical weight/kg	Deliv. code	Gross Price EUR
603-063-000-4100	40/50	PN16	46-63	3.8	B	213.00
603-074-000-4100	50	PN16	57-74	3.9	B	232.00
603-074-001-4100	50/65	PN16	57-74	4.1	B	250.00
603-085-000-4100	50/65	PN16	68-85	4.2	B	259.00
603-106-000-4100	80	PN16	84-106	5.0	B	305.00
603-106-001-4100	80/100	PN16	84-106	5.7	B	283.00
603-119-000-4100	100	PN16	99-119	5.6	B	344.00
603-133-000-4100	100	PN16	109-133	5.8	A	328.00
603-133-001-4100	100/125	PN16	109-133	5.8	A	346.00
603-157-000-4100	125/150	PN16	132-157	8.3	B	443.00
603-183-000-4100	150	PN16	157-183	9.3	B	466.00
603-201-000-4100	150	PN16	176-201	11	B	560.00
603-215-000-4100	200	PN16	193-215	12	B	615.00
603-242-000-4100	200	PN16	218-242	13	B	688.00
603-268-000-4100	250	PN16	242-268	17	B	932.00
603-292-000-4100	250	PN16	266-292	19	A	986.00
603-306-000-4100	250	PN16	280-306	19	B	1,057.00
603-327-000-4100	300	PN16	301-327	22	B	1,248.00
603-350-000-4100	300	PN16	324-350	24	B	1,335.00
603-378-000-4100	350	PN16	352-378	25	B	1,371.00
603-396-000-4100	350	PN16	372-396	30	A	1,547.00
603-410-000-4100	400	PN16	384-410	30	B	1,573.00
603-436-000-4100	400	PN16	410-436	35	B	1,825.00
603-462-000-4100	400	PN16	436-462	38	B	1,944.00

**621/41-001**

Supa Plus™ coupling, tensile for PE/uPVC-pipes  
A2 bolts/A4 nuts  
Ductile Iron  
EPDM rubber  
Fusion bonded epoxy coating in compliance with DIN 3476 part 1 and EN 14901, GSK approved



AVK ref. no.	DN mm	Dd mm	Product PN Class	Theoretical weight/kg	Deliv. code	Gross Price EUR
621-10-040-41001	32	40	PN16	3.8	B	276.00
621-10-050-41001	40	50	PN16	2.8	B	300.00
621-10-063-41001	50	63	PN16	4.3	A	322.00
621-10-075-41001	65	75	PN16	4.0	A	348.00
621-10-090-41001	80	90	PN16	5.0	A	401.00
621-10-110-41001	100	110	PN16	6.5	A	480.00
621-10-125-41001	125	125	PN16	8.0	A	556.00
621-10-140-41001	125	140	PN16	9.0	B	618.00
621-10-160-41001	150	160	PN16	9.1	A	706.00
621-10-180-41001	150	180	PN16	13	C	893.00
621-10-200-41001	200	200	PN16	13	A	1,266.00
621-10-225-41001	200	225	PN16	19	A	1,301.00
621-10-250-41001	250	250	PN16	27	B	1,840.00
621-10-280-41001	250	280	PN16	30	B	2,389.00
621-10-315-41001	300	315	PN16	36	B	2,864.00



**623/10-004**

Supa Plus™ flange adaptor  
tensile for PE/uPVC pipes  
A2 bolts/A4 nuts  
Ductile Iron  
EPDM drinking water  
approved  
Fusion bonded epoxy coating  
in compliance with DIN 3476  
part 1 and EN 14901



AVK ref. no.	DN mm	Dd mm	Flange drilling	Theoretical weight/kg	Deliv. code	Gross Price EUR
623-10-040-6141001 <sup>(1)</sup>	40	40	PN10/16	6.3	B	268.00
623-10-050-6141001 <sup>(1)</sup>	40	50	PN10/16	3.7	B	249.00
623-10-063-6141001 <sup>(1)</sup>	50/65	63	PN10/16	4.0	A	266.00
623-10-075-6141001 <sup>(1)</sup>	60/65	75	PN10/16	4.3	A	274.00
623-10-090-6141001 <sup>(1)</sup>	80	90	PN10/16	4.7	A	303.00
623-10-110-6141001 <sup>(1)</sup>	100	110	PN10/16	6.0	A	388.00
623-10-125-6141001 <sup>(1)</sup>	125	125	PN10/16	7.8	B	475.00
623-10-125-6241001 <sup>(1)</sup>	100	125	PN10/16	6.8	B	541.00
623-10-140-6141001 <sup>(1)</sup>	125	140	PN10/16	8.9	A	506.00
623-10-160-6141001 <sup>(1)</sup>	150	160	PN10/16	8.3	A	551.00
623-10-180-6141001 <sup>(1)</sup>	150	180	PN10/16	10	A	925.00
623-10-200-6041001	200	200	PN10	13	A	927.00
623-10-200-6141001	200	200	PN16	14	B	978.00
623-10-225-6041001	200	225	PN10	15	A	960.00
623-10-225-6141001	200	225	PN16	15	A	901.00
623-10-250-6141001 <sup>(1)</sup>	250	250	PN10/16	21	A	1,319.00
623-10-250-6241001 <sup>(1)</sup>	200	250	PN10/16	25	A	1,251.00
623-10-280-6041001	250	280	PN10	25	A	1,490.00
623-10-280-6141001	250	280	PN16	25	B	1,425.00
623-10-315-6141001 <sup>(1)</sup>	300	315	PN10/16	26	A	2,000.00

<sup>(1)</sup> 10/16 = Universal drilling

**624/10-001**

Supa Plus™ end cap -  
tensile for PE/uPVC-pipes  
A2 bolts/A4 nuts  
Ductile Iron  
EPDM drinking water  
approved  
Fusion bonded epoxy coating  
in compliance with DIN 3476  
part 1 and EN 14901, GSK  
approved



AVK ref. no.	DN mm	Dd mm	Product PN Class	Theoretical weight/kg	Deliv. code	Gross Price EUR
624-10-040-6100041 <sup>(1)</sup>	32	40	PN16	3.8	C	301.00
624-10-050-6100041 <sup>(1)</sup>	40	50	PN16	4.2	C	301.00
624-10-063-6100041 <sup>(1)</sup>	50	63	PN16	4.3	C	329.00
624-10-063-6100061 <sup>(2)</sup>	50	63	PN16	4.3	B	329.00
624-10-075-6100041 <sup>(1)</sup>	65	75	PN16	4.6	B	347.00
624-10-075-6100061 <sup>(2)</sup>	65	75	PN16	4.6	A	347.00
624-10-090-6100041 <sup>(1)</sup>	80	90	PN16	5.0	B	357.00
624-10-090-6100061 <sup>(2)</sup>	80	90	PN16	5.0	A	357.00
624-10-110-6100041 <sup>(1)</sup>	100	110	PN16	6.5	C	464.00
624-10-110-6100061 <sup>(2)</sup>	100	110	PN16	6.5	A	464.00
624-10-125-6100041 <sup>(1)</sup>	125	125	PN16	7.6	C	532.00
624-10-125-6100061 <sup>(2)</sup>	125	125	PN16	7.6	B	532.00
624-10-140-6100041 <sup>(1)</sup>	125	140	PN16	8.4	C	541.00
624-10-140-6100061 <sup>(2)</sup>	125	140	PN16	8.4	C	541.00
624-10-160-6100041 <sup>(1)</sup>	150	160	PN16	9.8	C	575.00
624-10-160-6100061 <sup>(2)</sup>	150	160	PN16	9.8	A	575.00
624-10-180-6100041 <sup>(1)</sup>	150	180	PN16	13	C	663.00
624-10-180-6100061 <sup>(2)</sup>	150	180	PN16	13	C	663.00
624-10-200-6100041 <sup>(1)</sup>	200	200	PN16	14	C	773.00
624-10-200-6100061 <sup>(2)</sup>	200	200	PN16	14	B	773.00
624-10-225-6100041 <sup>(1)</sup>	200	225	PN16	19	C	1,139.00
624-10-225-6100061 <sup>(2)</sup>	200	225	PN16	19	B	1,139.00
624-10-250-6100041 <sup>(1)</sup>	250	250	PN16	26	C	1,347.00
624-10-250-6100061 <sup>(2)</sup>	250	250	PN16	26	B	1,347.00
624-10-280-6100041 <sup>(1)</sup>	250	280	PN16	30	B	1,575.00
624-10-280-6100061 <sup>(2)</sup>	250	280	PN16	30	B	1,633.00
624-10-315-6100041 <sup>(1)</sup>	300	315	PN16	32	C	1,959.00
624-10-315-6100061 <sup>(2)</sup>	300	315	PN16	32	B	1,959.00

<sup>(1)</sup> 1 1/4" BSP thread, in line

<sup>(2)</sup> 2" BSP thread, in line, short model

**745/20-111**

Repico® S  
Slip type coupling  
Non-tensile/flexible  
For all pipe types  
Stainless steel  
EPDM drinking water  
approved



AVK ref. no.	DN mm	Tolerance mm	Pipe dia. mm	Working Pressure bar	Theoretical weight/kg	Deliv. code	Gross Price EUR
745-20-0020-111 <sup>(1)</sup>	15	19,5 - 20,5	20,0	42,7	0,2	C	189,00
745-20-0021-111	15	21,0 - 22,0	21,3	42,7	0,2	C	192,00
745-20-0025-111	20	24,0 - 26,0	25,0	42,7	0,3	C	233,00
745-20-0027-111	20	26,0 - 28,0	26,7	42,7	0,3	C	237,00
745-20-0028-111	25	26,4 - 29,0	28,2	42,7	0,3	C	244,00
745-20-0030-111	25	29,0 - 31,0	30,0	42,7	0,3	C	248,00
745-20-0032-111	25	31,0 - 33,0	32,0	42,7	0,3	C	252,00
745-20-0034-111	25	33,0 - 35,0	33,4	42,7	0,3	C	255,00
745-20-0038-111	32	37,0 - 39,0	38,0	42,7	0,4	C	255,00
745-20-0040-111	32	39,5 - 41,3	40,0	42,7	0,4	C	258,00
745-20-0042-111	32	42,0 - 44,0	42,2	42,7	0,4	C	260,00
745-20-0044-111	32	44,0 - 46,0	44,5	42,7	0,4	C	263,00
745-20-0048-111	40	47,5 - 49,5	48,3	42,7	0,4	C	266,00
745-20-0050-111	50	49,2 - 51,5	50,8	42,7	0,4	C	271,00
745-20-0054-111	50	53,0 - 55,0	54,0	42,7	0,6	C	275,00
745-20-0057-111	50	56,0 - 58,0	57,0	42,7	0,6	C	279,00
745-20-0060-111	50	59,0 - 61,5	60,3	42,7	0,6	C	284,00
745-20-0063-111	50	62,0 - 64,0	63,0	42,7	0,6	C	288,00
745-20-0066-111	65	65,4 - 68,3	66,7	37,3	0,6	C	297,00
745-20-0069-111	65	68,5 - 71,0	69,0	37,3	0,7	C	298,00
745-20-0073-111	65	72,5 - 75,5	73,0	37,3	0,7	C	299,00
745-20-0076-111	65	75,0 - 78,0	76,1	37,3	0,7	C	301,00
745-20-0079-111	80	78,8 - 82,0	79,9	37,3	1,3	C	303,00
745-20-0084-111	80	82,5 - 85,5	84,0	37,3	1,3	C	307,00
745-20-0089-111	80	88,0 - 91,0	88,9	37,3	1,3	C	312,00
745-20-0101-111	100	100,0 - 103,0	101,6	37,3	1,4	C	317,00
745-20-0104-111	100	102,0 - 105,0	104,0	37,3	1,4	C	322,00
745-20-0106-111	100	105,0 - 107,0	106,3	37,3	1,4	C	327,00
745-20-0108-111	100	106,0 - 109,0	108,0	37,3	1,4	C	330,00
745-20-0114-111	100	113,0 - 116,0	114,3	37,3	1,5	C	331,00
745-20-0127-111	125	125,0 - 129,0	127,0	37,3	1,8	C	437,00
745-20-0129-111	115	127,5 - 130,0	129,0	37,3	1,8	C	444,00
745-20-0133-111	125	131,0 - 135,0	131,7	37,3	1,8	C	450,00
745-20-0139-111	125	138,0 - 142,0	139,7	37,3	1,9	C	457,00
745-20-0141-111	125	139,5 - 143,0	141,3	37,3	1,9	C	464,00
745-20-0154-111	150	151,5 - 155,0	154,0	32	2,0	C	472,00
745-20-0159-111	150	156,0 - 160,0	157,7	32	2,0	C	479,00
745-20-0165-111	150	164,0 - 167,0	165,2	32	2,1	C	486,00
745-20-0168-111	150	166,0 - 170,0	168,3	32	2,1	C	493,00
745-20-0180-111	175	178,0 - 182,0	180,0	26,7	2,2	C	510,00
745-20-0200-111	200	198,0 - 203,0	200,0	21,3	4,2	C	838,00
745-20-0204-111	200	202,0 - 206,0	204,0	21,3	4,2	C	850,00
745-20-0216-111	200	214,0 - 218,0	216,3	21,3	4,4	C	863,00
745-20-0219-111	200	216,5 - 221,0	219,1	21,3	4,4	C	876,00
745-20-0254-111	225	251,0 - 257,0	254,0	21,3	4,8	C	913,00
745-20-0267-111	250	262,0 - 269,0	267,4	21,3	5,0	C	927,00
745-20-0273-111	250	270,0 - 276,0	273,0	21,3	5,0	C	941,00
745-20-0304-111	275	301,5 - 308,0	304,0	18,7	5,4	C	982,00
745-20-0318-111	300	316,0 - 322,0	318,5	18	5,5	C	997,00
745-20-0323-111	300	322,0 - 328,0	323,9	18	5,6	C	1,012,00
745-20-0355-111	350	352,0 - 360,0	355,6	18	6,0	C	1,159,00
745-20-0406-111	400	402,0 - 410,0	406,4	16	6,5	C	1,247,00

(1) Work press.(bar): Working pressure for industrial and bases applications: minimum burst pressure is 1,5 x PN. Work press. Marine (bar): Working Pressure for marine application: minimum burst pressure is 4 x PN

**745/28-111**

Repico® SD  
Slip type coupling with two  
locks  
Flexible / non-tensile restraint  
For all pipe types  
Stainless steel  
EPDM drinking water  
approved



AVK ref. no.	DN mm	Tolerance mm	Pipe dia. mm	Working Pressure bar	Theoretical weight/kg	Deliv. code	Gross Price EUR
745-28-0015-111	15	15,3 - 17,0	15,5	42	0.3	C	179.00
745-28-0020-111	15	19,5 - 21,3	20,0	42	0.3	C	189.00
745-28-0021-111	15	21,0 - 23,0	21,3	42	0.3	C	192.00
745-28-0025-111	20	24,0 - 26,5	25,0	42	0.5	C	233.00
745-28-0027-111	20	26,0 - 28,5	26,7	42	0.5	C	237.00
745-28-0028-111	25	26,4 - 29,5	28,2	42	0.5	C	244.00
745-28-0030-111	25	29,0 - 31,5	30,0	42	0.5	C	248.00
745-28-0032-111	25	31,0 - 33,5	32,0	42	0.5	C	252.00
745-28-0034-111	25	33,0 - 35,5	33,4	42	0.5	C	255.00
745-28-0038-111	32	37,0 - 39,5	38,0	42	0.6	C	255.00
745-28-0040-111	32	39,5 - 41,8	40,0	42	0.6	C	258.00
745-28-0042-111	32	42,0 - 44,5	42,2	42	0.6	C	260.00
745-28-0044-111	32	44,0 - 46,5	44,5	42	0.6	C	263.00
745-28-0048-111	40	47,5 - 50,5	48,3	42	0.6	C	266.00
745-28-0050-111	50	49,2 - 51,5	50,8	42	0.6	C	271.00
745-28-0054-111	50	53,0 - 56,0	54,0	42	0.9	C	275.00
745-28-0057-111	50	56,0 - 59,0	57,0	42	0.9	C	279.00
745-28-0060-111	50	59,0 - 62,0	60,3	42	0.9	C	284.00
745-28-0063-111	50	62,0 - 65,0	63,0	42	0.9	C	288.00
745-28-0066-111	65	65,4 - 69,0	66,7	37	1.0	C	297.00
745-28-0069-111	65	68,5 - 72,0	69,0	37	1.0	C	298.00
745-28-0073-111	65	72,5 - 76,5	73,0	37	1.0	C	299.00
745-28-0076-111	65	75,0 - 79,0	76,1	37	1.0	C	301.00
745-28-0079-111	80	78,8 - 83,0	79,9	37	2.0	C	303.00
745-28-0084-111	80	82,5 - 86,0	84,0	37	2.0	C	307.00
745-28-0089-111	80	88,0 - 92,0	88,9	37	2.0	C	312.00
745-28-0101-111	100	100,0 - 104,0	101,6	37	2.1	C	317.00
745-28-0104-111	100	102,0 - 106,0	104,0	37	2.1	C	322.00
745-28-0106-111	100	105,0 - 108,0	106,3	37	2.1	C	327.00
745-28-0108-111	100	106,0 - 110,0	108,0	37	2.1	C	330.00
745-28-0114-111	100	113,0 - 118,0	114,3	37	2.2	C	331.00
745-28-0127-111	125	125,0 - 129,0	127,0	37	2.6	C	437.00
745-28-0129-111	115	127,5 - 131,0	129,0	37	2.6	C	444.00
745-28-0133-111	125	131,0 - 135,0	131,7	37	2.6	C	450.00
745-28-0139-111	125	138,0 - 142,0	139,7	37	2.7	C	457.00
745-28-0141-111	125	139,5 - 144,0	141,3	37	2.7	C	464.00
745-28-0154-111	150	151,5 - 156,0	154,0	32	2.8	C	472.00
745-28-0159-111	150	156,0 - 161,0	157,7	32	2.8	C	479.00
745-28-0165-111	150	164,0 - 168,0	165,2	32	2.9	C	486.00
745-28-0168-111	150	166,0 - 170,0	168,3	32	2.9	C	493.00
745-28-0180-111	175	178,0 - 183,0	180,0	26	3.0	C	510.00
745-28-0200-111	200	198,0 - 203,0	200,0	21	5.9	C	838.00
745-28-0204-111	200	202,0 - 206,0	204,0	21	5.9	C	850.00
745-28-0216-111	200	214,0 - 219,0	216,3	21	6.1	C	863.00
745-28-0219-111	200	216,5 - 222,0	219,1	21	6.1	C	876.00
745-28-0254-111	225	251,0 - 257,0	254,0	21	6.5	C	913.00
745-28-0267-111	250	262,0 - 270,0	267,4	21	6.6	C	927.00
745-28-0273-111	250	270,0 - 277,0	273,0	21	6.7	C	941.00
745-28-0304-111	275	301,5 - 309,0	304,0	18	7.0	C	982.00
745-28-0318-111	300	316,0 - 323,0	318,5	18	7.2	C	997.00
745-28-0323-111	300	322,0 - 329,0	323,9	18	7.3	C	1,012.00
745-28-0355-111	350	352,0 - 361,0	355,6	18	7.6	C	1,159.00
745-28-0406-111	400	402,0 - 411,0	406,4	16	8.3	C	1,247.00

**05/E-008**Support bush for PE pipes  
Stainless steel

AVK ref. no.	DN mm	Pipe dia. mm	SDR	Theoretical weight/kg	Deliv. code	Gross Price EUR
05-032-54-002 <sup>(1)</sup>	25	32	11	0.1	A	5.00
05-040-54-002 <sup>(1)</sup>	32	40	11	0.2	A	6.00
05-050-54-002 <sup>(1)</sup>	40	50	11	0.3	A	12.00
05-063-51-000	50	63	17.6	0.4	C	77.00
05-063-53-000	50	63	17	0.4	A	94.00
05-063-54-000	50	63	11	0.4	A	92.00
05-063-54-002 <sup>(1)</sup>	50	63	11	0.6	A	75.00
05-075-51-000	65	75	17.6	0.5	C	81.00
05-075-53-000	65	75	17	0.5	A	104.00
05-075-54-000	65	75	11	0.5	A	100.00
05-090-51-000	80	90	17.6	0.7	C	94.00
05-090-53-000	80	90	17	0.7	A	119.00
05-090-54-000	80	90	11	0.7	A	116.00
05-110-71-000	100	110	17.6	0.8	C	97.00
05-110-73-000	100	110	17	0.8	A	123.00
05-110-74-000	100	110	11	0.8	A	120.00
05-110-76-000	100	110	13.6	0.8	C	96.00
05-125-71-000	125	125	17.6	1.0	B	99.00
05-125-73-000	125	125	17	1.0	A	127.00
05-125-74-000	125	125	11	1.0	A	125.00
05-125-76-000	125	125	13.6	1.0	C	100.00
05-140-71-000	140	140	17.6	1.1	B	123.00
05-140-73-000	125	140	17	1.1	A	127.00
05-140-74-000	140	140	11	1.1	A	157.00
05-140-76-000	125	140	13.6	1.1	C	125.00
05-160-71-000	150	160	17.6	1.3	C	136.00
05-160-73-000	150	160	17	1.3	A	176.00
05-160-74-000	150	160	11	1.3	A	172.00
05-160-76-000	150	160	13.6	1.3	C	138.00
05-180-71-000	175	180	17.6	1.4	A	145.00
05-180-73-000	175	180	17	1.4	A	186.00
05-180-74-000	175	180	11	1.4	A	183.00
05-180-76-000	175	180	13.6	1.4	A	140.00
05-200-71-000	200	200	17.6	1.4	C	159.00
05-200-73-000	200	200	17	1.4	A	208.00
05-200-74-000	200	200	11	1.4	A	197.00
05-200-76-000	200	200	13.6	1.4	C	153.00
05-225-71-000	225	225	17.6	1.9	C	183.00
05-225-73-000	225	225	17	1.9	A	228.00
05-225-74-000	225	225	11	2.0	A	220.00
05-225-76-000	225	225	13.6	2.0	A	170.00
05-250-71-000	250	250	17.6	2.3	C	187.00
05-250-73-000	250	250	17	2.3	A	244.00
05-250-74-000	250	250	11	2.5	A	236.00
05-250-76-000	250	250	13.6	2.4	A	182.00
05-280-71-000	275	280	17.6	2.7	C	202.00
05-280-73-000	275	280	17	2.7	A	261.00
05-280-74-000	275	280	11	3.3	A	249.00
05-280-76-000	275	280	13.6	3.0	A	191.00
05-315-71-000	300	315	17.6	3.5	B	225.00
05-315-73-000	300	315	17	3.5	A	292.00
05-315-74-000	300	315	11	3.3	A	280.00
05-315-76-000	300	315	13.6	3.4	A	216.00
05-355-73-000	350	355	17	4.0	A	553.00
05-355-74-000	350	355	11	3.8	A	537.00
05-400-71-000	400	400	17.6	3.5	B	540.00
05-400-73-000	400	400	17	4.5	A	587.00
05-400-74-000	400	400	11	4.3	A	570.00

<sup>(1)</sup> Made of polypropylene with a built-in chamfer. There is no wedge in this type of support bush



## 748/01-1211

FS10- Single band stainless steel repair clamp  
Fingers  
Vulcanized spanner plate  
Stainless steel  
EPDM rubber



AVK ref. no.	T mm	L12 mm	Bolts (no x M x L)	Theoretical weight/kg	Deliv. code	Gross Price EUR
748-01-004010-1211	40 - 45	100	1XM12X150	0.8	C	153.00
748-01-004015-1211	40 - 45	150	2XM12X150	1.4	C	204.00
748-01-004020-1211	40 - 45	200	2XM12X150	1.6	C	236.00
748-01-004410-1211	44 - 50	100	1XM12X150	0.8	C	156.00
748-01-004415-1211	44 - 50	150	2XM12X150	1.4	C	204.00
748-01-004420-1211	44 - 50	200	2XM12X150	1.7	C	238.00
748-01-004710-1211	47 - 53	100	1XM12X150	0.9	C	156.00
748-01-004715-1211	47 - 53	150	2XM12X150	1.5	C	205.00
748-01-004720-1211	47 - 53	200	2XM12X150	1.8	C	238.00
748-01-005215-1211	52 - 59	150	2XM12X150	1.5	C	206.00
748-01-005220-1211	52 - 59	200	2XM12X150	1.8	C	240.00
748-01-005230-1211	52 - 59	300	3XM12X150	2.7	C	368.00
748-01-005410-1211	54 - 61	100	1XM12X150	0.9	C	207.00
748-01-005810-1211	58 - 65	100	1XM12X150	0.9	C	158.00
748-01-005820-1211	58 - 65	200	2XM12X150	1.8	C	242.00
748-01-005830-1211	58 - 65	300	3XM12X150	2.7	C	375.00
748-01-006010-1211	60 - 67	100	1XM12X150	0.9	C	158.00
748-01-006020-1211	60 - 67	200	2XM12X150	1.8	C	243.00
748-01-006025-1211	60 - 67	250	3XM12X150	2.5	C	343.00
748-01-006030-1211	60 - 67	300	3XM12X150	2.8	C	376.00
748-01-006315-1211	63 - 70	150	2XM12X150	1.6	C	210.00
748-01-006320-1211	63 - 70	200	2XM12X150	1.9	C	243.00
748-01-006720-1211	67 - 74	200	2XM12X150	1.9	C	246.00
748-01-007020-1211	70 - 77	200	2XM12X150	1.9	C	248.00
748-01-007030-1211	70 - 77	300	3XM12X150	2.9	C	381.00
748-01-007315-1211	73 - 80	150	2XM12X150	1.6	C	216.00
748-01-007320-1211	73 - 80	200	2XM12X150	1.9	C	252.00
748-01-007325-1211	73 - 80	250	3XM12X150	2.6	C	347.00
748-01-007330-1211	73 - 80	300	3XM12X150	2.9	C	386.00
748-01-007620-1211	76 - 83	200	2XM12X150	2.0	C	255.00
748-01-007630-1211	76 - 83	300	3XM12X150	3.0	C	390.00
748-01-008220-1211	82 - 89	200	2XM12X150	2.0	C	257.00
748-01-008715-1211	87 - 94	150	2XM12X150	1.7	C	217.00
748-01-008720-1211	87 - 94	200	2XM12X150	2.0	C	260.00
748-01-008730-1211	87 - 94	300	3XM12X150	3.1	C	397.00
748-01-009115-1211	91 - 98	150	2XM12X150	1.7	C	218.00
748-01-009120-1211	91 - 98	200	2XM12X150	2.0	C	259.00
748-01-009515-1211	95 - 102	150	2XM12X150	1.8	C	219.00
748-01-009820-1211	98 - 108	200	2XM12X150	2.1	C	268.00
748-01-009830-1211	98 - 108	300	3XM12X150	3.2	C	267.00
748-01-010215-1211	102 - 112	150	2XM12X150	1.8	C	224.00
748-01-010220-1211	102 - 112	200	2XM12X150	2.1	C	272.00
748-01-010225-1211	102 - 112	250	3XM12X150	2.9	C	306.00
748-01-010615-1211	106 - 116	150	2XM12X150	1.8	C	224.00
748-01-010625-1211	106 - 116	250	3XM12X150	2.9	C	224.00
748-01-010630-1211	106 - 116	300	3XM12X150	3.3	C	421.00
748-01-010815-1211	108 - 118	150	2XM12X150	1.8	C	225.00
748-01-010820-1211	108 - 118	200	2XM12X150	2.2	C	277.00
748-01-010830-1211	108 - 118	300	3XM12X150	3.3	C	425.00
748-01-011320-1211	113 - 123	200	2XM12X150	2.2	C	279.00
748-01-011330-1211	113 - 123	300	3XM12X150	3.3	C	430.00
748-01-011820-1211	118 - 128	200	2XM12X150	2.2	C	279.00
748-01-012030-1211	120 - 131	300	3XM12X150	3.4	C	435.00
748-01-013220-1211	132 - 142	200	2XM14X180	2.3	C	286.00
748-01-013525-1211	135 - 145	250	3XM14X180	3.2	C	403.00
748-01-014410-1211	144 - 155	100	1XM14X180	1.2	C	182.00
748-01-014420-1211	144 - 155	200	2XM14X180	2.4	C	295.00
748-01-015120-1211	151 - 161	200	2XM14X180	2.5	C	299.00
748-01-015920-1211	159 - 170	200	2XM14X180	2.5	C	306.00
748-01-015925-1211	159 - 170	250	3XM14X180	3.4	C	418.00
748-01-016515-1211	165 - 175	150	2XM14X180	2.2	C	253.00
748-01-016520-1211	165 - 175	200	2XM14X180	2.6	C	307.00
748-01-016525-1211	165 - 175	250	3XM14X180	3.5	C	253.00
748-01-016530-1211	165 - 175	300	3XM14X180	4.0	C	472.00
748-01-016725-1211	167 - 177	250	3XM14X180	3.5	C	421.00



AVK ref. no.	T mm	L12 mm	Bolts (no x M x L)	Theoretical weight/kg	Deliv. code	Gross Price EUR
748-01-018025-1211	180 - 191	250	3XM14X180	3.5	C	436.00
748-01-019325-1211	193 - 203	250	3XM14X180	3.6	C	447.00
748-01-021525-1211	215 - 225	250	3XM14X180	4.6	C	470.00
748-01-021530-1211	215 - 225	300	3XM14X180	5.3	C	528.00
748-01-027330-1211	273 - 283	300	3XM16X180	6.3	C	628.00
748-01-034030-1211	340 - 350	300	3XM16X180	6.8	C	739.00



## 748/02-1211

FS20 - Double band stainless steel repair clamp  
Fingers  
Vulcanized spanner plate  
Stainless steel  
EPDM rubber



AVK ref. no.	T mm	L12 mm	Bolts (no x M x L)	Theoretical weight/kg	Deliv. code	Gross Price EUR
748-02-008815-1211	88 - 110	150	4XM14X180	3.0	C	380.00
748-02-008820-1211	88 - 110	200	4XM14X180	3.6	C	461.00
748-02-008825-1211	88 - 110	250	6XM14X180	4.9	C	643.00
748-02-008830-1211	88 - 110	300	6XM14X180	5.4	C	709.00
748-02-008840-1211	88 - 110	400	8XM14X180	7.2	C	971.00
748-02-010060-1211	100 - 120	600	12XM14X180	12	C	1,478.00
748-02-010525-1211	105 - 125	250	6XM14X180	5.2	C	654.00
748-02-010530-1211	105 - 125	300	6XM14X180	5.8	C	718.00
748-02-010540-1211	105 - 125	400	8XM14X180	7.7	C	973.00
748-02-010820-1211	108 - 128	200	4XM14X180	3.8	C	470.00
748-02-010825-1211	108 - 128	250	6XM14X180	5.2	C	657.00
748-02-010830-1211	108 - 128	300	6XM14X180	5.8	C	723.00
748-02-010840-1211	108 - 128	400	8XM14X180	7.7	C	984.00
748-02-010850-1211	108 - 128	500	10XM14X180	9.7	C	1,234.00
748-02-011430-1211	114 - 136	300	6XM14X180	5.8	C	727.00
748-02-013025-1211	130 - 150	250	6XM14X180	5.3	C	669.00
748-02-013030-1211	130 - 150	300	6XM14X180	5.8	C	746.00
748-02-013530-1211	135 - 155	300	6XM14X180	5.9	C	740.00
748-02-014025-1211	140 - 160	250	6XM14X180	5.4	C	674.00
748-02-014030-1211	140 - 160	300	6XM14X180	6.0	C	743.00
748-02-014040-1211	140 - 160	400	8XM14X180	7.9	C	1,006.00
748-02-014050-1211	140 - 160	500	10XM14X180	10.0	C	1,272.00
748-02-015920-1211	159 - 180	200	4XM14X180	4.1	C	519.00
748-02-015925-1211	159 - 180	250	6XM14X180	5.5	C	680.00
748-02-015930-1211	159 - 180	300	6XM14X180	6.2	C	762.00
748-02-015940-1211	159 - 180	400	8XM14X180	8.2	C	1,028.00
748-02-015950-1211	159 - 180	500	10XM14X180	10	C	1,299.00
748-02-015960-1211	159 - 180	600	12XM14X180	12	C	1,571.00
748-02-016530-1211	165 - 186	300	6XM14X180	6.2	C	766.00
748-02-016550-1211	165 - 186	500	10XM14X180	10	C	1,314.00
748-02-017630-1211	176 - 196	300	6XM14X180	6.3	C	797.00
748-02-019020-1211	190 - 210	200	4XM14X180	4.3	C	797.00
748-02-019030-1211	190 - 210	300	6XM14X180	6.5	C	799.00
748-02-021020-1211	210 - 230	200	4XM14X180	4.4	C	820.00
748-02-021030-1211	210 - 230	300	6XM14X180	6.7	C	828.00
748-02-021040-1211	210 - 230	400	8XM14X180	8.8	C	1,092.00
748-02-021060-1211	210 - 230	600	12XM14X180	13	C	2,644.00
748-02-021520-1211	215 - 238	200	4XM14X180	4.4	C	551.00
748-02-021530-1211	215 - 238	300	6XM14X180	6.7	C	836.00
748-02-021540-1211	215 - 238	400	8XM14X180	8.9	C	1,091.00
748-02-021550-1211	215 - 238	500	10XM14X180	11	C	1,403.00
748-02-022530-1211	225 - 246	300	6XM14X180	6.9	C	836.00
748-02-022540-1211	225 - 246	400	8XM14X180	9.1	C	1,122.00
748-02-023040-1211	230 - 250	400	8XM14X180	9.1	C	1,141.00
748-02-024020-1211	240 - 260	200	4XM14X180	4.7	C	565.00
748-02-024030-1211	240 - 260	300	6XM14X180	7.0	C	859.00
748-02-024040-1211	240 - 260	400	8XM14X180	9.3	C	1,141.00
748-02-025030-1211	250 - 270	300	6XM14X180	7.1	C	908.00
748-02-026330-1211	263 - 285	300	6XM14X180	7.3	C	943.00
748-02-026340-1211	263 - 285	400	8XM14X180	9.6	C	1,259.00
748-02-026350-1211	263 - 285	500	10XM14X180	12	C	1,555.00
748-02-026920-1211	269 - 289	200	4XM14X180	4.8	C	658.00
748-02-026930-1211	269 - 289	300	6XM14X180	7.3	C	976.00
748-02-026940-1211	269 - 289	400	8XM14X180	9.7	C	1,284.00
748-02-027330-1211	273 - 293	300	6XM16X180	8.2	C	984.00
748-02-027340-1211	273 - 293	400	8XM16X180	11	C	1,289.00
748-02-028220-1211	282 - 302	200	4XM16X180	5.5	C	670.00
748-02-028240-1211	282 - 302	400	8XM16X180	11	C	1,311.00
748-02-029530-1211	295 - 315	300	6XM16X180	8.4	C	1,005.00
748-02-029550-1211	295 - 315	500	10XM16X180	14	C	1,657.00
748-02-031530-1211	315 - 335	300	6XM16X180	8.7	C	1,038.00
748-02-031540-1211	315 - 335	400	8XM16X180	12	C	1,406.00
748-02-031550-1211	315 - 335	500	10XM16X180	14	C	1,754.00
748-02-032230-1211	322 - 344	300	6XM16X180	8.8	C	1,071.00
748-02-032240-1211	322 - 344	400	8XM16X180	12	C	1,415.00
748-02-032250-1211	322 - 344	500	10XM16X180	15	C	1,772.00



AVK ref. no.	T mm	L12 mm	Bolts (no x M x L)	Theoretical weight/kg	Deliv. code	Gross Price EUR
748-02-033730-1211	337 - 361	300	6XM16X180	8.9	C	1,082.00
748-02-033750-1211	337 - 361	500	10XM16X180	15	C	1,790.00
748-02-034740-1211	347 - 370	400	8XM16X180	12	C	1,455.00
748-02-034750-1211	347 - 370	500	10XM16X180	15	C	1,814.00
748-02-034760-1211	347 - 370	600	12XM16X180	19	C	2,156.00
748-02-036530-1211	365 - 385	300	6XM16X180	9.3	C	1,092.00
748-02-036540-1211	365 - 385	400	8XM16X180	12	C	1,484.00
748-02-036550-1211	365 - 385	500	10XM16X180	16	C	1,844.00
748-02-039040-1211	390 - 410	400	8XM16X180	13	C	1,542.00
748-02-039625-1211	396 - 420	250	6XM16X180	8.5	C	1,041.00
748-02-039630-1211	396 - 420	300	6XM16X180	9.6	C	1,150.00
748-02-039640-1211	396 - 420	400	8XM16X180	13	C	1,578.00
748-02-039650-1211	396 - 420	500	10XM16X180	16	C	1,956.00
748-02-041025-1211	410 - 430	250	6XM16X180	8.6	C	1,100.00
748-02-041040-1211	410 - 430	400	8XM16X180	13	C	1,640.00
748-02-042030-1211	420 - 440	300	6XM16X180	12	C	1,246.00
748-02-042040-1211	420 - 440	400	8XM16X180	16	C	1,659.00
748-02-042050-1211	420 - 440	500	10XM16X180	20	C	2,095.00
748-02-042060-1211	420 - 440	600	12XM16X180	24	C	2,484.00
748-02-044050-1211	440 - 465	500	10XM16X180	23	C	2,165.00





## 10/00-001

Tapping saddle for PVC and PE pipes  
 DN 250-300 with stainless steel bend  
 Ductile Iron  
 EPDM rubber  
 AVK coating standard



AVK ref. no.	D mm	BSP thread Inch	DN mm	Theoretical weight/kg	Deliv. code	Gross Price EUR
10-050-00-011	50	1"	40	1.4	A	128.00
10-050-40-011	50	3/4"	40	1.4	B	128.00
10-063-00-011	63	1"	50	0.8	A	150.00
10-063-10-011	63	1 1/4"	50	1.5	A	150.00
10-063-20-011	63	1 1/2"	50	1.5	A	150.00
10-063-30-011	63	2"	50	1.5	A	150.00
10-063-40-011	63	3/4"	50	1.5	A	150.00
10-075-00-011	75	1"	65	2.1	A	168.00
10-075-10-011	75	1 1/4"	65	2.1	A	168.00
10-075-20-011	75	1 1/2"	65	2.1	A	168.00
10-075-30-011	75	2"	65	2.1	A	168.00
10-075-40-011	75	3/4"	65	2.1	A	168.00
10-090-00-011	90	1"	80	2.3	A	171.00
10-090-10-011	90	1 1/4"	80	2.3	A	171.00
10-090-20-011	90	1 1/2"	80	2.5	A	171.00
10-090-30-011	90	2"	80	2.3	A	171.00
10-090-40-011	90	3/4"	80	2.3	A	171.00
10-110-00-011	110	1"	100	3.4	A	176.00
10-110-10-011	110	1 1/4"	100	3.4	A	176.00
10-110-20-011	110	1 1/2"	100	3.4	A	176.00
10-110-30-011	110	2"	100	3.4	A	176.00
10-110-40-011	110	3/4"	100	3.4	B	176.00
10-125-00-011	125	1"	125	3.5	A	179.00
10-125-10-011	125	1 1/4"	125	3.5	B	179.00
10-125-20-011	125	1 1/2"	125	3.5	B	179.00
10-125-30-011	125	2"	125	3.5	A	179.00
10-125-40-011	125	3/4"	125	3.5	C	179.00
10-140-00-011	140	1"	125	5.2	B	206.00
10-140-10-011	140	1 1/4"	125	5.2	B	206.00
10-140-20-011	140	1 1/2"	125	5.2	B	206.00
10-140-30-011	140	2"	125	5.2	B	206.00
10-140-40-011	140	3/4"	125	5.2	C	206.00
10-160-00-011	160	1"	150	5.8	A	227.00
10-160-10-011	160	1 1/4"	150	5.8	A	227.00
10-160-20-011	160	1 1/2"	150	5.8	A	227.00
10-160-30-011	160	2"	150	6.4	A	227.00
10-160-40-011	160	3/4"	150	5.7	C	227.00
10-180-00-011	180	1"	150	6.5	C	405.00
10-180-10-011	180	1 1/4"	150	6.5	B	405.00
10-180-20-011	180	1 1/2"	150	7.0	B	405.00
10-180-30-011	180	2"	150	7.0	B	405.00
10-180-40-011	180	3/4"	150	7.0	C	405.00
10-200-00-011	200	1"	200	8.7	A	360.00
10-200-10-011	200	1 1/4"	200	8.7	B	360.00
10-200-20-011	200	1 1/2"	200	8.7	B	360.00
10-200-30-011	200	2"	200	8.7	A	360.00
10-200-40-011	200	3/4"	200	10	C	360.00
10-225-00-011	225	1"	200	9.9	A	405.00
10-225-10-011	225	1 1/4"	200	9.5	A	405.00
10-225-20-011	225	1 1/2"	200	9.5	A	405.00
10-225-30-011	225	2"	200	9.9	A	405.00
10-225-40-011	225	3/4"	200	10	C	405.00
10-250-00-011	250	1"	250	10	C	465.00
10-250-10-011	250	1 1/4"	250	10	B	465.00
10-250-30-011	250	2"	250	10	B	465.00
10-250-40-011	250	3/4"	250	10	C	465.00
10-280-00-011	280	1"	250	4.2	A	464.00
10-280-10-011	280	1 1/4"	250	4.2	B	464.00
10-280-20-011	280	1 1/2"	250	4.2	B	464.00
10-280-30-011	280	2"	250	4.2	B	464.00
10-280-40-011	280	3/4"	250	4.2	C	447.00
10-315-00-011	315	1"	300	4.4	C	565.00
10-315-10-011	315	1 1/4"	300	4.4	B	565.00
10-315-20-011	315	1 1/2"	300	4.4	B	565.00
10-315-30-011	315	2"	300	4.4	A	565.00
10-315-40-011	315	3/4"	300	4.4	A	545.00



**727/10-01**

Tapping saddle for underpressure drilling for PE/PVC pipes

Ductile Iron

EPDM rubber

Fusion bonded epoxy coating in compliance with DIN 3476 part 1 and EN 14901



AVK ref. no.	DN mm	D mm	BSP thread Inch	Theoretical weight/kg	Deliv. code	Gross Price EUR
727-10-063-0220000	50	63	3/4"	4.0	C	386.00
727-10-063-0320000	50	63	1"	4.0	A	386.00
727-10-063-0420000	50	63	1 1/4"	4.0	A	386.00
727-10-063-0520000	50	63	1 1/2"	4.0	B	397.00
727-10-090-0220000	80	90	3/4"	4.0	C	462.00
727-10-090-0320000	80	90	1"	4.0	C	462.00
727-10-090-0420000	80	90	1 1/4"	4.0	B	462.00
727-10-090-0520000	80	90	1 1/2"	4.0	C	462.00
727-10-090-0620000	80	90	2"	4.0	A	462.00
727-10-110-0220000	100	110	3/4"	5.0	C	497.00
727-10-110-0320000	100	110	1"	5.0	C	497.00
727-10-110-0420000	100	110	1 1/4"	5.0	B	497.00
727-10-110-0520000	100	110	1 1/2"	5.0	C	497.00
727-10-110-0620000	100	110	2"	5.0	A	497.00
727-10-125-0320000	125	125	1"	6.5	C	550.00
727-10-125-0420000	125	125	1 1/4"	6.5	C	550.00
727-10-125-0520000	125	125	1 1/2"	6.5	C	550.00
727-10-125-0620000	125	125	2"	6.5	B	550.00
727-10-140-0320000	125	140	1"	8.0	B	579.00
727-10-140-0420000	125	140	1 1/4"	8.0	C	600.00
727-10-140-0520000	125	140	1 1/2"	8.0	C	579.00
727-10-140-0620000	125	140	2"	8.0	C	600.00
727-10-160-0220000	150	160	3/4"	9.0	C	658.00
727-10-160-0320000	150	160	1"	9.0	B	658.00
727-10-160-0420000	150	160	1 1/4"	9.0	B	658.00
727-10-160-0520000	150	160	1 1/2"	9.0	C	658.00
727-10-160-0620000	150	160	2"	9.0	A	658.00
727-10-200-0220000	200	200	3/4"	15	C	888.00
727-10-200-0320000	200	200	1"	15	C	888.00
727-10-200-0420000	200	200	1 1/4"	15	C	888.00
727-10-200-0520000	200	200	1 1/2"	15	C	888.00
727-10-200-0620000	200	200	2"	15	A	888.00
727-10-225-0320000	200	225	1"	15	A	904.00
727-10-225-0420000	200	225	1 1/4"	15	C	937.00
727-10-225-0520000	200	225	1 1/2"	15	C	904.00
727-10-225-0620000	200	225	2"	15	B	937.00

**712/0110-001**

Double flanged bend 11.25° type FFK to EN 545

Ductile Iron

Fusion bonded epoxy coating in compliance with DIN 3476 part 1 and EN 14901, GSK approved



AVK ref. no.	DN mm	Flange drilling	Theoretical weight/kg	Deliv. code	Gross Price EUR
712-0040-01-101	40	PN10/16	4.9	C	101.00
712-0050-01-101	50	PN10/16	6.1	C	118.00
712-0065-01-101	65	PN10/16	7.9	C	152.00
712-0080-01-101	80	PN10/16	9.1	C	161.00
712-0100-01-101	100	PN10/16	10	C	194.00
712-0125-01-101	125	PN10/16	13	C	254.00
712-0150-01-101	150	PN10/16	16	A	314.00
712-0200-01-100	200	PN10	23	C	472.00
712-0200-01-101	200	PN16	23	C	490.00
712-0250-01-100	250	PN10	35	A	943.00
712-0250-01-101	250	PN16	34	C	862.00
712-0300-01-100	300	PN10	47	C	1,332.00
712-0300-01-101	300	PN16	46	C	1,386.00
712-0350-01-100	350	PN10	58	C	1,336.00
712-0350-01-101	350	PN16	64	C	1,420.00
712-0400-01-100	400	PN10	71	C	1,636.00
712-0400-01-101	400	PN16	82	C	1,843.00



## 712/0210-001

Double flanged bend 22.5° type FFK to EN 545

Ductile Iron

Fusion bonded epoxy coating in compliance with DIN 3476 part 1 and EN 14901, GSK approved



AVK ref. no.	DN mm	Flange drilling	Theoretical weight/kg	Deliv. code	Gross Price EUR
712-0040-02-101	40	PN10/16	5.7	C	101.00
712-0050-02-101	50	PN10/16	7.1	C	118.00
712-0065-02-101	65	PN10/16	9.1	C	152.00
712-0080-02-101	80	PN10/16	8.4	C	159.00
712-0100-02-101	100	PN10/16	10	A	194.00
712-0125-02-101	125	PN10/16	15	C	254.00
712-0150-02-101	150	PN10/16	15	C	316.00
712-0200-02-100	200	PN10	23	C	472.00
712-0200-02-101	200	PN16	23	C	473.00
712-0250-02-100	250	PN10	37	C	945.00
712-0250-02-101	250	PN16	36	C	862.00
712-0300-02-100	300	PN10	51	C	1,332.00
712-0300-02-101	300	PN16	50	C	1,437.00
712-0350-02-100	350	PN10	84	A	1,307.00
712-0400-02-100	400	PN10	77	C	1,635.00
712-0400-02-101	400	PN16	110	C	1,581.00

## 712/0310-001

Double flanged bend 30° type FFK to EN 545

Ductile Iron

Fusion bonded epoxy coating in compliance with DIN 3476 part 1 and EN 14901, GSK approved



AVK ref. no.	DN mm	Flange drilling	Theoretical weight/kg	Deliv. code	Gross Price EUR
712-0040-03-101	40	PN10/16	7.0	C	118.00
712-0050-03-101	50	PN10/16	8.0	C	135.00
712-0065-03-101	65	PN16	8.5	C	186.00
712-0080-03-101	80	PN10/16	9.1	C	186.00
712-0100-03-101	100	PN10/16	11	A	220.00
712-0125-03-101	125	PN10/16	15	C	372.00
712-0150-03-101	150	PN10/16	18	A	347.00
712-0200-03-100	200	PN10	26	C	482.00
712-0200-03-101	200	PN16	26	C	541.00
712-0250-03-100	250	PN10	39	A	752.00
712-0250-03-101	250	PN16	38	C	795.00
712-0300-03-100	300	PN10	56	C	743.00
712-0300-03-101	300	PN16	55	C	1,231.00
712-0350-03-100	350	PN10	79	C	1,237.00
712-0350-03-101	350	PN16	85	C	1,276.00
712-0400-03-100	400	PN10	90	C	1,353.00
712-0400-03-101	400	PN16	100	C	1,711.00

## 712/0410-001

Double flanged bend 45° type FFK to EN 545

Ductile Iron

Fusion bonded epoxy coating in compliance with DIN 3476 part 1 and EN 14901, GSK approved



AVK ref. no.	DN mm	Flange drilling	Theoretical weight/kg	Deliv. code	Gross Price EUR
712-0040-04-101	40	PN10/16	6.4	C	108.00
712-0050-04-101	50	PN10/16	8.1	C	137.00
712-0065-04-101	65	PN10/16	8.6	C	169.00
712-0080-04-101	80	PN10/16	9.0	C	157.00
712-0100-04-101	100	PN10/16	11	A	191.00
712-0125-04-101	125	PN10/16	14	C	247.00
712-0150-04-101	150	PN10/16	18	A	313.00
712-0200-04-100	200	PN10	26	C	465.00
712-0200-04-101	200	PN16	26	C	507.00
712-0250-04-100	250	PN10	51	C	930.00
712-0250-04-101	250	PN16	50	C	997.00
712-0300-04-100	300	PN10	71	A	1,318.00
712-0300-04-101	300	PN16	71	C	1,420.00
712-0350-04-100	350	PN10	80	C	1,285.00
712-0350-04-101	350	PN16	86	C	1,403.00
712-0400-04-100	400	PN10	90	A	1,623.00
712-0400-04-101	400	PN16	101	C	1,809.00

**712/0610-001**

Double flanged bend 90° type  
FFQ to EN 545

Ductile Iron

Fusion bonded epoxy coating  
in compliance with DIN 3476  
part 1 and EN 14901, GSK  
approved



AVK ref. no.	DN mm	Flange drilling	Theoretical weight/kg	Deliv. code	Gross Price EUR
712-0050-06-101	50	PN10/16	6.4	A	110.00
712-0065-06-101	65	PN10/16	8.2	C	139.00
712-0080-06-101	80	PN10/16	9.4	A	162.00
712-0100-06-101	100	PN10/16	12	A	201.00
712-0125-06-101	125	PN10/16	18	A	264.00
712-0150-06-101	150	PN10/16	19	A	338.00
712-0200-06-100	200	PN10	29	A	524.00
712-0250-06-100	250	PN10	46	A	845.00
712-0300-06-100	300	PN10	65	A	1,183.00
712-0350-06-100	350	PN10	85	C	1,597.00
712-0400-06-100	400	PN10	108	C	2,062.00

**712/1010-001**

All flanged Tee type T to EN  
545

Ductile Iron

Fusion bonded epoxy coating  
in compliance with DIN 3476  
part 1 and EN 14901, GSK  
approved



AVK ref. no.	DN mm	DN2 mm	Flange drilling	Theoretical weight/kg	Deliv. code	Gross Price EUR
712-0050-10-101	50	50	PN10/16	9.9	A	176.00
712-0080-10-101	80	80	PN10/16	14	A	264.00
712-0082-10-101	80	50	PN10/16	13	A	242.00
712-0100-10-101	100	100	PN10/16	18	A	328.00
712-0101-10-101	100	80	PN10/16	17	A	311.00
712-0103-10-101	100	50	PN10/16	16	A	287.00
712-0125-10-101	125	125	PN10/16	23	A	431.00
712-0126-10-101	125	100	PN10/16	21	A	406.00
712-0127-10-101	125	80	PN10/16	21	A	389.00
712-0150-10-101	150	150	PN10/16	29	A	549.00
712-0152-10-101	150	100	PN10/16	26	A	499.00
712-0153-10-101	150	80	PN10/16	25	A	482.00
712-0155-10-101	150	50	PN10/16	24	A	439.00
712-0200-10-100	200	200	PN10	43	A	837.00
712-0201-10-100	200	150	PN10	40	A	778.00
712-0203-10-100	200	100	PN10	37	A	727.00
712-0204-10-100	200	80	PN10	37	A	710.00
712-0250-10-100	250	250	PN10	70	A	1,386.00
712-0251-10-100	250	200	PN10	64	A	1,285.00
712-0252-10-100	250	150	PN10	60	A	1,217.00
712-0254-10-100	250	100	PN10	57	A	1,149.00
712-0254-10-101	250	100	PN16	57	C	1,132.00
712-0255-10-100	250	80	PN10	56	A	994.00
712-0300-10-100	300	300	PN10	99	A	1,961.00
712-0301-10-100	300	250	PN10	79	C	1,842.00
712-0302-10-100	300	200	PN10	85	A	1,724.00
712-0303-10-100	300	150	PN10	64	A	1,657.00
712-0305-10-100	300	100	PN10	78	A	1,589.00
712-0306-10-100	300	80	PN10	77	A	1,548.00
712-0349-10-100	350	300	PN10	116	C	2,231.00
712-0353-10-100	350	200	PN10	104	A	2,045.00
712-0354-10-100	350	150	PN10	77	C	2,012.00
712-0356-10-100	350	100	PN10	70	C	1,961.00
712-0400-10-100	400	400	PN10	156	A	2,941.00
712-0402-10-100	400	300	PN10	140	C	2,705.00
712-0403-10-100	400	250	PN10	130	A	2,552.00
712-0404-10-100	400	200	PN10	127	C	2,502.00
712-0405-10-100	400	150	PN10	124	C	2,434.00
712-0407-10-100	400	100	PN10	122	C	2,417.00
712-0408-10-100	400	80	PN10	121	C	2,383.00



## 712/1110-001

All flanged Tee type TT with flanged branch to EN 545  
 Ductile Iron  
 Fusion bonded epoxy coating in compliance with DIN 3476 part 1 and EN 14901, GSK approved



AVK ref. no.	DN mm	DN2 mm	L mm	H mm	Theoretical weight/kg	Deliv. code	Gross Price EUR
712-0100-11-101	100	100	360	180	22	A	412.00
712-0150-11-101	150	150	440	220	33	A	704.00
712-0152-11-101	150	100	440	210	31	C	601.00
712-0200-11-100	200	200	520	260	47	A	1,064.00
712-0200-11-101	200	200	520	260	47	C	981.00
712-0201-11-101	200	150	520	250	44	C	896.00
712-0203-11-100	200	100	520	240	41	C	859.00
712-0203-11-101	200	100	520	240	49	C	828.00
712-0250-11-100	250	250	700	350	75	C	1,511.00
712-0250-11-101	250	250	700	350	74	C	1,631.00
712-0251-11-100	250	200	700	325	69	C	1,391.00
712-0251-11-101	250	200	700	325	68	C	1,522.00
712-0252-11-100	250	150	700	300	79	C	1,253.00
712-0252-11-101	250	150	700	300	79	C	1,336.00
712-0254-11-100	250	100	700	275	74	C	1,236.00
712-0254-11-101	250	100	700	275	74	C	1,251.00
712-0300-11-100	300	300	800	400	103	C	2,490.00
712-0300-11-101	300	300	800	400	102	C	2,113.00
712-0301-11-100	300	250	800	375	116	C	1,961.00
712-0301-11-101	300	250	800	375	116	C	1,961.00
712-0302-11-100	300	200	800	350	110	C	2,146.00
712-0302-11-101	300	200	800	350	110	C	1,860.00
712-0303-11-100	300	150	800	325	106	C	1,923.00
712-0303-11-101	300	150	800	325	106	C	1,837.00
712-0305-11-100	300	100	800	300	101	C	1,786.00
712-0305-11-101	300	100	800	300	101	C	1,708.00
712-0400-11-100	400	400	900	450	156	C	3,678.00
712-0400-11-101	400	400	900	450	171	C	3,794.00
712-0402-11-100	400	300	900	450	145	C	2,919.00
712-0402-11-101	400	300	900	450	154	C	3,325.00
712-0403-11-100	400	250	900	350	135	C	2,763.00
712-0403-11-101	400	250	900	350	144	C	2,935.00
712-0404-11-100	400	200	900	350	131	C	2,716.00
712-0404-11-101	400	200	900	350	141	C	2,904.00
712-0405-11-100	400	150	900	350	128	C	2,505.00
712-0405-11-101	400	150	900	350	139	C	2,857.00
712-0407-11-101	400	100	900	350	170	C	2,810.00



**712/1510-001**

Flanged Cross type TT to EN 545  
 Ductile Iron  
 Fusion bonded epoxy coating in compliance with DIN 3476 part 1 and EN 14901, GSK approved



AVK ref. no.	DN mm	DN2 mm	Flange drilling	Theoretical weight/kg	Deliv. code	Gross Price EUR
712-0080-15-101	80	80	PN10/16	19	A	347.00
712-0100-15-101	100	100	PN10/16	23	A	423.00
712-0101-15-101	100	80	PN10/16	22	C	406.00
712-0125-15-101	125	125	PN10/16	29	A	546.00
712-0150-15-101	150	150	PN10/16	37	A	695.00
712-0152-15-101	150	100	PN10/16	31	C	593.00
712-0200-15-100	200	200	PN10	55	A	1,040.00
712-0200-15-101	200	200	PN16	56	C	1,040.00
712-0201-15-100	200	150	PN10	56	C	921.00
712-0201-15-101	200	150	PN16	56	C	964.00
712-0203-15-100	200	100	PN10	43	C	820.00
712-0203-15-101	200	100	PN16	51	C	862.00
712-0250-15-100	250	250	PN10	89	C	1,631.00
712-0250-15-101	250	250	PN16	87	C	2,012.00
712-0251-15-100	250	200	PN10	74	C	1,523.00
712-0251-15-101	250	200	PN16	80	C	1,572.00
712-0252-15-100	250	150	PN10	66	C	1,388.00
712-0252-15-101	250	150	PN16	66	C	1,403.00
712-0254-15-100	250	100	PN10	58	C	1,268.00
712-0254-15-101	250	100	PN16	58	C	1,268.00
712-0300-15-100	300	300	PN10	122	C	2,434.00
712-0300-15-101	300	300	PN16	122	C	2,519.00
712-0301-15-100	300	250	PN10	103	C	2,232.00
712-0301-15-101	300	250	PN16	103	C	2,232.00
712-0302-15-100	300	200	PN10	118	C	1,961.00
712-0302-15-101	300	200	PN16	118	C	1,995.00
712-0303-15-100	300	150	PN10	86	C	1,843.00
712-0303-15-101	300	150	PN16	86	C	1,843.00
712-0305-15-100	300	100	PN10	79	C	1,724.00
712-0305-15-101	300	100	PN16	79	C	1,724.00
712-0400-15-100	400	400	PN10	185	C	5,812.00
712-0400-15-101	400	400	PN16	262	C	3,451.00

**712/1610-001**

Flanged cross type TT with flanged branch to EN 545  
 Ductile Iron  
 Fusion bonded epoxy coating in compliance with DIN 3476 part 1 and EN 14901, GSK approved



AVK ref. no.	DN mm	DN2 mm	Flange drilling	L mm	H mm	Theoretical weight/kg	Deliv. code	Gross Price EUR
712-0100-16-101	100	100	PN10/16	360	180	27	A	481.00
712-0125-16-101	125	125	PN10/16	400	200	40	C	676.00
712-0150-16-101	150	150	PN10/16	440	220	41	A	773.00
712-0152-16-101	150	100	PN10/16	440	210	36	C	652.00
712-0200-16-100	200	200	PN10	520	260	59	A	1,167.00
712-0200-16-101	200	200	PN16	520	260	58	C	1,234.00
712-0201-16-100	200	150	PN10	520	250	52	C	1,030.00
712-0201-16-101	200	150	PN16	520	250	52	C	1,065.00
712-0203-16-100	200	100	PN10	520	240	46	C	910.00
712-0203-16-101	200	100	PN16	520	240	46	C	1,065.00
712-0250-16-100	250	250	PN10	700	350	93	A	1,923.00
712-0250-16-101	250	250	PN16	700	350	92	C	1,894.00
712-0251-16-100	250	200	PN10	700	325	98	C	1,717.00
712-0251-16-101	250	200	PN16	700	325	98	C	1,657.00
712-0252-16-100	250	150	PN10	485	280	88	C	1,580.00
712-0252-16-101	250	150	PN16	485	280	88	C	1,488.00
712-0254-16-100	250	100	PN10	700	275	80	C	1,408.00
712-0254-16-101	250	100	PN16	700	275	67	C	1,353.00
712-0300-16-100	300	300	PN10	800	400	155	C	2,620.00
712-0300-16-101	300	300	PN16	800	400	155	C	2,620.00
712-0301-16-100	300	250	PN10	620	330	137	C	2,316.00
712-0301-16-101	300	250	PN16	620	330	137	C	2,316.00
712-0302-16-100	300	200	PN10	800	350	124	C	2,163.00
712-0302-16-101	300	200	PN16	800	350	124	C	2,096.00
712-0303-16-100	300	150	PN10	505	310	114	C	1,927.00
712-0303-16-101	300	150	PN16	505	310	114	C	1,927.00
712-0305-16-100	300	100	PN10	800	300	107	C	1,744.00
712-0305-16-101	300	100	PN16	800	300	107	C	1,799.00
712-0400-16-100	400	400	PN10	900	450	262	C	3,646.00
712-0400-16-101	400	400	PN16	900	450	262	C	3,761.00



## 712/2210-001

Double flange reducer type  
FFR to EN 545  
Ductile Iron  
Fusion bonded epoxy coating  
in compliance with DIN 3476  
part 1 and EN 14901, GSK  
approved



AVK ref. no.	DN mm	DN2 mm	Flange drilling	L mm	Theoretical weight/kg	Deliv. code	Gross Price EUR
712-0066-22-101	65	50	PN10/16	200	6.7	A	113.00
712-0081-22-101	80	65	PN10/16	200	7.8	A	134.00
712-0082-22-101	80	50	PN10/16	200	7.1	A	123.00
712-0101-22-101	100	80	PN10/16	200	9.1	A	157.00
712-0102-22-101	100	65	PN10/16	200	8.6	A	159.00
712-0103-22-101	100	50	PN10/16	200	7.9	A	159.00
712-0126-22-101	125	100	PN10/16	200	11	A	191.00
712-0127-22-101	125	80	PN10/16	200	10	C	220.00
712-0151-22-101	150	125	PN10/16	200	14	A	237.00
712-0152-22-101	150	100	PN10/16	200	12	A	270.00
712-0153-22-101	150	80	PN10/16	200	12	A	277.00
712-0201-22-100	200	150	PN10	300	21	C	380.00
712-0203-22-100	200	100	PN10	300	18	A	465.00
712-0204-22-100	200	80	PN10	300	17	A	448.00
712-0251-22-100	250	200	PN10	300	29	A	524.00
712-0252-22-100	250	150	PN10	300	26	A	659.00
712-0254-22-100	250	100	PN10	300	23	A	639.00
712-0301-22-100	300	250	PN10	300	41	A	693.00
712-0302-22-100	300	200	PN10	300	36	A	879.00
712-0303-22-100	300	150	PN10	300	34	A	820.00
712-0305-22-100	300	100	PN10	300	31	A	673.00
712-0349-22-100	350	300	PN10	300	48	C	837.00
712-0352-22-100	350	250	PN10	300	44	A	1,107.00
712-0353-22-100	350	200	PN10	300	41	A	1,040.00
712-0401-22-100	400	350	PN10	300	53	C	980.00
712-0402-22-100	400	300	PN10	300	76	C	1,361.00
712-0403-22-100	400	250	PN10	300	48	C	1,302.00
712-0404-22-100	400	200	PN10	300	44	C	1,242.00

## 712/3550-001

Double reducer flange type  
XR to EN 545  
Ductile Iron  
Fusion bonded epoxy coating  
in compliance with DIN 3476  
part 1 and EN 14901, GSK  
approved



AVK ref. no.	DN/DN	Flange drilling	Theoretical weight/kg	Deliv. code	Gross Price EUR
712-0104-35-501060	40 - 100	PN10/16	7.1	A	153.00
712-0153-35-501060	150 - 80	PN10/16	7.1	A	229.00
712-0154-35-501060	65 - 150	PN10/16	7.3	C	164.00
712-0157-35-501060	60 - 150	PN10/16	7.1	C	291.00
712-0202-35-500060	125 - 200	PN10	7.1	A	252.00
712-0203-35-500060	200 - 100	PN10	7.1	A	303.00
712-0203-35-501060	100 - 200	PN16	13	C	263.00
712-0204-35-500060	80 - 200	PN10	13	C	240.00
712-0210-35-500060	60 - 200	PN10	13	C	224.00
712-0252-35-500060	250 - 150	PN10	7.1	A	530.00
712-0252-35-501060	150 - 250	PN16	7.1	C	530.00
712-0302-35-500060	300 - 200	PN10	17	A	624.00
712-0303-35-500060	300 - 150	PN10	30	A	642.00



**712/3550-002**

Double reducer flange type XR to EN 545  
 Ductile Iron  
 Fusion bonded epoxy coating in compliance with DIN 3476 part 1 and EN 14901, GSK approved



AVK ref. no.	DN/DN	Product PN Class	Theoretical weight/kg	Deliv. code	Gross Price EUR
712-0061-35-501061	50 - 60	PN 10/16	7.5	A	182.00
712-0062-35-501061	40 - 60	PN 10/16	7.5	A	182.00
712-0083-35-501061	40 - 80	PN 10/16	7.5	C	191.00
712-0086-35-501061	60 - 80	PN 10/16	7.5	A	191.00
712-0107-35-501061	60 - 100	PN 10/16	7.5	A	159.00
712-0127-35-501061	80 - 125	PN 10/16	7.5	A	299.00
712-0133-35-501061	60 - 125	PN 10/16	7.5	C	149.00
712-0082-35-501061	80 - 50	PN 10/16	7.5	A	195.00
712-0081-35-501061	80 - 65	PN 10/16	7.5	C	199.00
712-0103-35-501061	100 - 50	PN 10/16	7.5	A	236.00
712-0102-35-501061	100 - 65	PN 10/16	7.5	A	240.00
712-0101-35-501061	100 - 80	PN 10/16	7.5	A	280.00
712-0126-35-501061	125 -	PN 10/16	7.5	A	299.00
712-0151-35-501061	150 -	PN 10/16	7.5	A	345.00
712-0152-35-501061	150 -	PN 10/16	7.5	A	334.00
712-0201-35-500061	150 - 200	PN10	7.5	A	436.00
712-0251-35-500061	200 - 250	PN10	7.5	A	649.00
712-0301-35-500061	250 - 300	PN10	29	A	779.00

**712/3810-001**

Blind flange type X to EN 545  
 Ductile Iron  
 Fusion bonded epoxy coating in compliance with DIN 3476 part 1 and EN 14901, GSK approved



AVK ref. no.	DN mm	D mm	Flange drilling	Theoretical weight/kg	Deliv. code	Gross Price EUR
712-0040-38-101	40	150	PN10/16	2.0	A	34.00
712-0050-38-101	50	165	PN10/16	2.4	A	41.00
712-0060-38-101	60	175	PN10/16	2.7	A	46.00
712-0065-38-101	65	185	PN10/16	3.1	A	52.00
712-0080-38-101	80	200	PN10/16	3.5	A	66.00
712-0100-38-101	100	220	PN10/16	4.3	A	79.00
712-0125-38-101	125	250	PN10/16	5.6	A	105.00
712-0150-38-101	150	285	PN10/16	7.2	A	134.00
712-0200-38-100	200	340	PN10	11	A	205.00
712-0200-38-101	200	340	PN16	11	A	201.00
712-0250-38-100	250	400	PN10	17	A	314.00
712-0250-38-101	250	400	PN16	17	A	309.00
712-0300-38-100	300	455	PN10	24	A	446.00
712-0300-38-101	300	455	PN16	24	C	446.00
712-0400-38-100	400	565	PN10	37	A	679.00
712-0400-38-101	400	580	PN16	45	C	828.00





**712/3910-001**

Blind flange with internal BSP thread type XI to EN 545  
 Ductile Iron  
 Fusion bonded epoxy coating in compliance with DIN 3476 part 1 and EN 14901, GSK approved



AVK ref. no.	DN mm	D mm	Flange drilling	Theoretical weight/kg	Deliv. code	Gross Price EUR
712-0040-39-101005 (1)	40	150	PN10/16	1.9	C	42.00
712-0040-39-101075 (2)	40	150	PN10/16	1.9	C	31.00
712-0050-39-101005 (1)	50	165	PN10/16	2.4	C	53.00
712-0050-39-101075 (2)	50	165	PN10/16	2.4	C	48.00
712-0060-39-101005 (1)	60	175	PN10/16	2.7	C	60.00
712-0060-39-101075 (2)	60	175	PN10/16	2.6	C	57.00
712-0065-39-101005 (1)	65	185	PN10/16	3.0	C	67.00
712-0065-39-101075 (2)	65	185	PN10/16	3.0	C	62.00
712-0080-39-101005 (1)	80	200	PN10/16	3.4	C	75.00
712-0080-39-101075 (2)	80	200	PN10/16	3.4	C	68.00
712-0100-39-101005 (1)	100	220	PN10/16	4.2	C	93.00
712-0100-39-101075 (2)	100	220	PN10/16	4.2	C	80.00
712-0125-39-101005 (1)	125	250	PN10/16	5.5	C	122.00
712-0125-39-101075 (2)	125	250	PN10/16	5.5	C	122.00
712-0150-39-101005 (1)	150	285	PN10/16	7.1	C	158.00
712-0150-39-101075 (2)	150	285	PN10/16	7.1	C	136.00
712-0200-39-100005 (1)	200	340	PN10	11	C	237.00
712-0200-39-100075 (2)	200	340	PN10	11	C	237.00
712-0200-39-101005 (1)	200	340	PN16	11	C	237.00
712-0200-39-101075 (2)	200	340	PN16	11	C	195.00
712-0250-39-100005 (1)	250	400	PN10	17	C	366.00
712-0250-39-100075 (2)	250	400	PN10	17	C	366.00
712-0250-39-101005 (1)	250	400	PN16	17	C	366.00
712-0250-39-101075 (2)	250	400	PN16	16	C	280.00
712-0300-39-100005 (1)	300	455	PN10	24	C	521.00
712-0300-39-100075 (2)	300	455	PN10	24	C	521.00
712-0300-39-101005 (1)	300	455	PN16	24	C	521.00
712-0300-39-101075 (2)	300	455	PN16	23	C	392.00
712-0400-39-100005 (1)	400	565	PN10	44	C	983.00
712-0400-39-100075 (2)	400	565	PN10	44	C	690.00
712-0400-39-101005 (1)	400	580	PN16	44	C	979.00
712-0400-39-101075 (2)	400	580	PN16	44	C	983.00

(1) BSP thread 1/2" (15x21)

(2) BSP thread 3/4" (20x27)

**712/3910-010**Blind flange with internal BSP  
thread type XI to EN 545

Ductile Iron

Fusion bonded epoxy coating  
in compliance with DIN 3476  
part 1 and EN 14901, GSK  
approved

AVK ref. no.	DN mm	D mm	Flange drilling	Theoretical weight/kg	Deliv. code	Gross Price EUR
712-0040-39-101010 <sup>(1)</sup>	40	150	PN10/16	1.9	A	34.00
712-0040-39-101012 <sup>(2)</sup>	40	150	PN10/16	1.9	A	34.00
712-0040-39-101015 <sup>(3)</sup>	40	150	PN10/16	1.9	A	34.00
712-0050-39-101010 <sup>(1)</sup>	50	165	PN10/16	2.4	A	41.00
712-0050-39-101012 <sup>(2)</sup>	50	165	PN10/16	2.4	A	41.00
712-0050-39-101015 <sup>(3)</sup>	50	165	PN10/16	2.4	A	41.00
712-0060-39-101010 <sup>(1)</sup>	60	175	PN10/16	2.6	A	46.00
712-0060-39-101012 <sup>(2)</sup>	60	175	PN10/16	2.6	A	46.00
712-0060-39-101015 <sup>(3)</sup>	60	175	PN10/16	2.6	A	46.00
712-0065-39-101010 <sup>(1)</sup>	65	185	PN10/16	3.0	C	53.00
712-0080-39-101010 <sup>(1)</sup>	80	200	PN10/16	3.4	A	67.00
712-0080-39-101012 <sup>(2)</sup>	80	200	PN10/16	3.4	A	67.00
712-0080-39-101015 <sup>(3)</sup>	80	200	PN10/16	3.4	A	67.00
712-0100-39-101010 <sup>(1)</sup>	100	220	PN10/16	4.2	A	81.00
712-0100-39-101012 <sup>(2)</sup>	100	220	PN10/16	4.2	A	81.00
712-0100-39-101015 <sup>(3)</sup>	100	220	PN10/16	4.2	A	81.00
712-0125-39-101012 <sup>(2)</sup>	125	250	PN10/16	5.5	A	106.00
712-0125-39-101015 <sup>(3)</sup>	125	250	PN10/16	5.5	C	106.00
712-0150-39-101010 <sup>(1)</sup>	150	285	PN10/16	7.1	A	136.00
712-0150-39-101012 <sup>(2)</sup>	150	285	PN10/16	7.1	A	136.00
712-0150-39-101015 <sup>(3)</sup>	150	285	PN10/16	7.1	C	136.00
712-0200-39-100010 <sup>(1)</sup>	200	340	PN10	11	A	208.00
712-0200-39-100012 <sup>(2)</sup>	200	340	PN10	11	A	208.00
712-0200-39-100015 <sup>(3)</sup>	200	340	PN10	11	A	208.00
712-0250-39-100010 <sup>(1)</sup>	250	400	PN10	16	C	319.00
712-0250-39-100015 <sup>(3)</sup>	250	400	PN10	16	C	319.00
712-0300-39-100012 <sup>(2)</sup>	300	455	PN10	23	C	453.00
712-0300-39-100015 <sup>(3)</sup>	300	455	PN10	23	C	392.00
712-0300-39-101010 <sup>(1)</sup>	300	455	PN16	24	C	432.00
712-0300-39-101012 <sup>(2)</sup>	300	455	PN16	23	C	432.00
712-0300-39-101015 <sup>(3)</sup>	300	455	PN16	24	C	392.00
712-0400-39-100010 <sup>(1)</sup>	400	565	PN10	44	C	983.00
712-0400-39-100012 <sup>(2)</sup>	400	565	PN10	44	C	637.00
712-0400-39-100015 <sup>(3)</sup>	400	565	PN10	44	C	983.00
712-0400-39-101010 <sup>(1)</sup>	400	580	PN16	44	C	623.00
712-0400-39-101012 <sup>(2)</sup>	400	580	PN16	44	C	657.00
712-0400-39-101015 <sup>(3)</sup>	400	580	PN16	44	C	623.00

<sup>(1)</sup> BSP thread 1" (26x34)<sup>(2)</sup> BSP thread 1½" (40x49)<sup>(3)</sup> BSP thread 1 ¼" (33x42)



**712/3910-025**

Blind flange with internal BSP thread type XI to EN 545  
Ductile Iron  
Fusion bonded epoxy coating in compliance with DIN 3476 part 1 and EN 14901, GSK approved



AVK ref. no.	DN mm	D mm	Flange drilling	Theoretical weight/kg	Deliv. code	Gross Price EUR
712-0040-39-101020 <sup>(1)</sup>	40		PN10/16	1.9	A	34.00
712-0050-39-101020 <sup>(1)</sup>	50	165	PN10/16	2.4	A	41.00
712-0060-39-101020 <sup>(1)</sup>	60	175	PN10/16	2.6	A	46.00
712-0065-39-101020 <sup>(1)</sup>	65	185	PN10/16	3.0	A	53.00
712-0065-39-101025 <sup>(2)</sup>	65	185	PN10/16	3.0	C	53.00
712-0080-39-100020 <sup>(1)</sup>	80	200	PN10/16	3.4	A	67.00
712-0080-39-101020 <sup>(1)</sup>	80	200	PN10/16	3.4	A	67.00
712-0080-39-101025 <sup>(2)</sup>	80	200	PN10/16	3.4	A	67.00
712-0100-39-101020 <sup>(1)</sup>	100	220	PN10/16	4.2	A	81.00
712-0100-39-101025 <sup>(2)</sup>	100	220	PN10/16	4.2	A	81.00
712-0125-39-101020 <sup>(1)</sup>	125	250	PN10/16	5.5	A	106.00
712-0150-39-101020 <sup>(1)</sup>	150	285	PN10/16	7.1	A	136.00
712-0150-39-101025 <sup>(2)</sup>	150	285	PN10/16	7.1	A	136.00
712-0200-39-100020 <sup>(1)</sup>	200	340	PN10	11	A	208.00
712-0200-39-100025 <sup>(2)</sup>	200	340	PN10	11	C	208.00
712-0250-39-100020 <sup>(1)</sup>	250	400	PN10	16	A	319.00
712-0250-39-100025 <sup>(2)</sup>	250	400	PN10	17	C	295.00
712-0250-39-101020 <sup>(1)</sup>	250	400	PN16	16	C	314.00
712-0250-39-101025 <sup>(2)</sup>	250	400	PN16	17	C	338.00
712-0300-39-100020 <sup>(1)</sup>	300	455	PN10	23	A	453.00
712-0300-39-100025 <sup>(2)</sup>	300	455	PN10	23	C	392.00
712-0300-39-101020 <sup>(1)</sup>	300	455	PN16	23	C	411.00
712-0300-39-101025 <sup>(2)</sup>	300	455	PN16	24	C	392.00
712-0400-39-100020 <sup>(1)</sup>	400	565	PN10	44	C	637.00
712-0400-39-100025 <sup>(2)</sup>	400	565	PN10	44	C	756.00
712-0400-39-101020 <sup>(1)</sup>	400	580	PN16	44	C	657.00
712-0400-39-101025 <sup>(2)</sup>	400	580	PN16	44	C	623.00

<sup>(1)</sup> BSP thread 2" (50x60)  
<sup>(2)</sup> BSP thread 2½" (66x76)

**712/3910-035**

Blind flange with internal BSP thread type XI to EN 545  
Ductile Iron  
Fusion bonded epoxy coating in compliance with DIN 3476 part 1 and EN 14901, GSK approved



AVK ref. no.	DN mm	D mm	Flange drilling	Theoretical weight/kg	Deliv. code	Gross Price EUR
712-0100-39-101030 <sup>(1)</sup>	100	220	PN10/16	4.2	C	81.00
712-0150-39-101030 <sup>(1)</sup>	150	285	PN10/16	7.1	C	136.00
712-0150-39-101041 <sup>(2)</sup>	150	285	PN10/16	7.1	C	136.00

<sup>(1)</sup> BSP thread 3" (80x90)  
<sup>(2)</sup> BSP thread 4" (102x114)

**712/3910-045**

Blind flange with internal  
M40X3 / M55X3 thread type  
XI to EN 545

Ductile Iron

Fusion bonded epoxy coating  
in compliance with DIN 3476  
part 1 and EN 14901, GSK  
approved



AVK ref. no.	DN mm	Flange drilling	D mm	Theoretical weight/kg	Deliv. code	Gross Price EUR
712-0040-39-101040 (1)	40	PN10/16	150	1.9	A	34.00
712-0040-39-101055 (2)	40	PN10/16	150	1.9	A	34.00
712-0050-39-101040 (1)	50	PN10/16	165	2.4	A	41.00
712-0050-39-101055 (2)	50	PN10/16	165	2.4	A	41.00
712-0060-39-101040 (1)	60	PN10/16	175	2.6	A	46.00
712-0060-39-101055 (2)	60	PN10/16	175	2.6	A	46.00
712-0080-39-101040 (1)	80	PN10/16	200	3.4	A	67.00
712-0080-39-101055 (2)	80	PN10/16	200	3.4	A	67.00
712-0100-39-101040 (1)	100	PN10/16	220	4.2	A	81.00
712-0100-39-101055 (2)	100	PN10/16	220	4.2	A	81.00
712-0125-39-101040 (1)	125	PN10/16	250	5.5	C	106.00
712-0125-39-101055 (2)	125	PN10/16	250	5.5	C	106.00
712-0150-39-101040 (1)	150	PN10/16	285	7.1	C	136.00
712-0150-39-101055 (2)	150	PN10/16	285	7.1	C	136.00
712-0200-39-100040 (1)	200	PN10	340	11	C	208.00
712-0200-39-100055 (2)	200	PN10	340	11	C	208.00
712-0200-39-101055 (2)	200	PN16	340	11	C	204.00
712-0250-39-100040 (1)	250	PN10	400	16	C	319.00
712-0250-39-100055 (2)	250	PN10	400	16	C	319.00
712-0300-39-100055 (2)	300	PN10	455	23	C	453.00

(1) Center hole thread M40X3. (small flange)

(2) Center hole thread M55X3. (large flange)

**712/4010-001**

Double flange pipe type FF to  
EN 545

Ductile Iron

Fusion bonded epoxy coating  
in compliance with DIN 3476  
part 1 and EN 14901, GSK  
approved



AVK ref. no.	DN mm	Flange drilling	L mm	Theoretical weight/kg	Deliv. code	Gross Price EUR
712-0050-40-101	50	PN10/16	100	5.1	A	88.00
712-0060-40-101	60	PN10/16	100	5.7	C	118.00
712-0065-40-101	65	PN10/16	100	6.3	C	118.00
712-0080-40-101	80	PN10/16	100	7.0	A	125.00
712-0100-40-101	100	PN10/16	100	8.2	A	145.00
712-0125-40-101	125	PN10/16	100	10	C	206.00
712-0150-40-101	150	PN10/16	100	12	A	220.00
712-0200-40-100	200	PN10	100	18	C	304.00
712-0200-40-101	200	PN16	100	17	C	304.00
712-0250-40-100	250	PN10	100	24	C	423.00
712-0250-40-101	250	PN16	100	24	C	457.00
712-0300-40-100	300	PN10	100	33	C	635.00
712-0300-40-101	300	PN16	100	33	C	635.00

**712/4110-001**

Double flange pipe type FF

Ductile Iron

Fusion bonded epoxy coating  
in compliance with DIN 3476  
part 1 and EN 14901, GSK  
approved



AVK ref. no.	DN mm	Flange drilling	L mm	Theoretical weight/kg	Deliv. code	Gross Price EUR
712-0050-41-101	50	PN10/16	150	5.5	C	103.00
712-0060-41-101	60	PN10/16	150	6.2	C	135.00
712-0065-41-101	65	PN10/16	150	6.9	C	135.00
712-0080-41-101	80	PN10/16	150	7.7	C	139.00
712-0100-41-101	100	PN10/16	150	9.1	C	162.00
712-0125-41-101	125	PN10/16	150	11	C	223.00
712-0150-41-101	150	PN10/16	150	14	C	245.00
712-0200-41-100	200	PN10	150	19	C	335.00
712-0200-41-101	200	PN16	150	19	C	372.00
712-0250-41-100	250	PN10	150	27	C	524.00
712-0250-41-101	250	PN16	150	26	C	524.00
712-0300-41-100	300	PN10	150	35	C	704.00
712-0300-41-101	300	PN16	150	35	C	704.00
712-0350-41-101	350	PN16	150	47	C	998.00
712-0400-41-101	400	PN16	150	58	C	1,157.00



## 712/4210-001

Double flange pipe type FF  
Ductile Iron

Fusion bonded epoxy coating  
in compliance with DIN 3476  
part 1 and EN 14901, GSK  
approved



AVK ref. no.	DN mm	Flange drilling	L mm	Theoretical weight/kg	Deliv. code	Gross Price EUR
712-0050-42-101	50	PN10/16	200	6.0	A	106.00
712-0065-42-101	65	PN10/16	200	7.4	C	130.00
712-0080-42-101	80	PN10/16	200	8.3	A	152.00
712-0100-42-101	100	PN10/16	200	9.9	A	179.00
712-0125-42-101	125	PN10/16	200	12	C	221.00
712-0150-42-101	150	PN10/16	200	15	A	272.00
712-0200-42-100	200	PN10	200	21	A	379.00
712-0200-42-101	200	PN16	200	20	C	372.00
712-0250-42-100	250	PN10	200	29	A	524.00
712-0250-42-101	250	PN16	200	28	C	558.00
712-0300-42-100	300	PN10	200	38	A	685.00
712-0300-42-101	300	PN16	200	37	C	756.00
712-0400-42-101	400	PN16	200	63	C	867.00

## 712/4310-001

Double flange pipe type FF  
Ductile Iron

Fusion bonded epoxy coating  
in compliance with DIN 3476  
part 1 and EN 14901, GSK  
approved



AVK ref. no.	DN mm	Flange drilling	L mm	Theoretical weight/kg	Deliv. code	Gross Price EUR
712-0050-43-101	50	PN10/16	250	6.4	C	135.00
712-0065-43-101	65	PN10/16	250	7.9	C	152.00
712-0080-43-101	80	PN10/16	250	9.0	A	167.00
712-0100-43-101	100	PN10/16	250	13	C	196.00
712-0125-43-101	125	PN10/16	250	13	C	309.00
712-0150-43-101	150	PN10/16	250	16	A	299.00
712-0200-43-100	200	PN10	250	24	A	416.00
712-0200-43-101	200	PN16	250	24	C	423.00
712-0250-43-100	250	PN10	250	31	C	571.00
712-0250-43-101	250	PN16	250	31	C	601.00
712-0300-43-100	300	PN10	250	41	C	790.00
712-0300-43-101	300	PN16	250	40	C	790.00
712-0350-43-101	350	PN16	250	54	C	1,105.00
712-0400-43-101	400	PN16	250	67	C	1,363.00

## 712/4410-001

Double flange pipe type FF  
Ductile Iron

Fusion bonded epoxy coating  
in compliance with DIN 3476  
part 1 and EN 14901, GSK  
approved



AVK ref. no.	DN mm	Flange drilling	L mm	Theoretical weight/kg	Deliv. code	Gross Price EUR
712-0050-44-101	50	PN10/16	300	6.8	A	123.00
712-0065-44-101	65	PN10/16	300	8.4	C	169.00
712-0080-44-101	80	PN10/16	300	9.7	A	181.00
712-0100-44-101	100	PN10/16	300	12	A	213.00
712-0125-44-101	125	PN10/16	300	14	C	265.00
712-0150-44-101	150	PN10/16	300	17	A	326.00
712-0200-44-100	200	PN10	300	24	A	453.00
712-0200-44-101	200	PN16	300	24	C	446.00
712-0250-44-100	250	PN10	300	34	A	622.00
712-0250-44-101	250	PN16	300	33	C	643.00
712-0300-44-100	300	PN10	300	44	A	811.00
712-0300-44-101	300	PN16	300	43	C	859.00
712-0350-44-101	350	PN16	300	58	C	883.00
712-0400-44-101	400	PN16	300	72	C	1,030.00

**712/4610-001**

Double flange pipe type FF  
Ductile Iron

Fusion bonded epoxy coating  
in compliance with DIN 3476  
part 1 and EN 14901, GSK  
approved



AVK ref. no.	DN mm	Flange drilling	L mm	Theoretical weight/kg	Deliv. code	Gross Price EUR
712-0050-46-101	50	PN10/16	400	7.6	C	186.00
712-0065-46-101	65	PN10/16	400	9.5	C	174.00
712-0080-46-101	80	PN10/16	400	11	A	208.00
712-0100-46-101	100	PN10/16	400	13	A	247.00
712-0125-46-101	125	PN10/16	400	16	C	326.00
712-0150-46-101	150	PN10/16	400	20	A	380.00
712-0200-46-100	200	PN10	400	28	A	527.00
712-0200-46-101	200	PN16	400	27	C	521.00
712-0250-46-100	250	PN10	400	38	A	720.00
712-0250-46-101	250	PN16	400	37	C	721.00
712-0300-46-100	300	PN10	400	50	A	1,047.00
712-0300-46-101	300	PN16	400	49	C	979.00
712-0350-46-100	350	PN10	400	60	C	1,374.00
712-0350-46-101	350	PN16	400	66	C	1,308.00
712-0400-46-100	400	PN10	400	75	C	1,474.00
712-0400-46-101	400	PN16	400	81	C	1,521.00

**712/4810-001**

Double flange pipe type FF  
Ductile Iron

Fusion bonded epoxy coating  
in compliance with DIN 3476  
part 1 and EN 14901, GSK  
approved



AVK ref. no.	DN mm	Flange drilling	L mm	Theoretical weight/kg	Deliv. code	Gross Price EUR
712-0050-48-101	50	PN10/16	500	8.4	A	159.00
712-0065-48-101	65	PN10/16	500	11	C	203.00
712-0080-48-101	80	PN10/16	500	12	A	237.00
712-0100-48-101	100	PN10/16	500	15	A	281.00
712-0125-48-101	125	PN10/16	500	18	C	352.00
712-0200-48-100	200	PN10	500	31	A	602.00
712-0200-48-101	200	PN16	500	31	C	595.00
712-0250-48-100	250	PN10	500	43	A	820.00
712-0250-48-101	250	PN16	500	42	C	859.00
712-0300-48-100	300	PN10	500	56	C	1,065.00
712-0300-48-101	300	PN16	500	55	C	1,099.00
712-0350-48-100	350	PN10	500	67	C	1,296.00
712-0350-48-101	350	PN16	500	73	C	1,546.00
712-0400-48-100	400	PN10	500	84	C	1,481.00
712-0400-48-101	400	PN16	500	90	C	1,924.00

**712/4910-001**

Double flange pipe type FF  
Ductile Iron

Fusion bonded epoxy coating  
in compliance with DIN 3476  
part 1 and EN 14901, GSK  
approved



AVK ref. no.	DN mm	Flange drilling	L mm	Theoretical weight/kg	Deliv. code	Gross Price EUR
712-0050-49-101	50	PN10/16	600	9.2	C	177.00
712-0065-49-101	65	PN10/16	600	12	C	223.00
712-0080-49-101	80	PN10/16	600	14	A	262.00
712-0100-49-101	100	PN10/16	600	17	C	314.00
712-0125-49-101	125	PN10/16	600	20	C	378.00
712-0150-49-101	150	PN10/16	600	25	A	487.00
712-0200-49-100	200	PN10	600	35	A	676.00
712-0200-49-101	200	PN16	600	34	C	704.00
712-0250-49-100	250	PN10	600	47	C	920.00
712-0250-49-101	250	PN16	600	47	C	945.00
712-0300-49-100	300	PN10	600	62	C	1,190.00
712-0300-49-101	300	PN16	600	61	C	1,237.00
712-0350-49-100	350	PN10	600	75	C	1,648.00
712-0350-49-101	350	PN16	600	81	C	1,717.00
712-0400-49-100	400	PN10	600	93	C	1,940.00
712-0400-49-101	400	PN16	600	99	C	2,130.00



## 712/5010-001

Double flange pipe type FF  
Ductile Iron  
Fusion bonded epoxy coating  
in compliance with DIN 3476  
part 1 and EN 14901, GSK  
approved



AVK ref. no.	DN mm	Flange drilling	L mm	Theoretical weight/kg	Deliv. code	Gross Price EUR
712-0080-50-101	80	PN10/16	700	15	C	292.00
712-0100-50-101	100	PN10/16	700	18	A	348.00
712-0125-50-101	125	PN10/16	700	23	C	464.00
712-0150-50-101	150	PN10/16	700	27	C	541.00
712-0200-50-100	200	PN10	700	38	A	751.00
712-0200-50-101	200	PN16	700	38	C	773.00
712-0250-50-100	250	PN10	700	52	C	1,047.00
712-0250-50-101	250	PN16	700	51	C	1,082.00
712-0300-50-100	300	PN10	700	67	C	1,391.00
712-0300-50-101	300	PN16	700	67	C	1,357.00
712-0350-50-100	350	PN10	700	83	C	1,649.00
712-0350-50-101	350	PN16	700	88	C	2,418.00
712-0400-50-100	400	PN10	700	102	C	1,950.00
712-0400-50-101	400	PN16	700	108	C	2,012.00

## 712/5110-001

Double flange pipe type FF  
Ductile Iron  
Fusion bonded epoxy coating  
in compliance with DIN 3476  
part 1 and EN 14901, GSK  
approved



AVK ref. no.	DN mm	Flange drilling	L mm	Theoretical weight/kg	Deliv. code	Gross Price EUR
712-0080-51-101	80	PN10/16	800	16	A	318.00
712-0100-51-101	100	PN10/16	800	20	A	382.00
712-0125-51-101	125	PN10/16	800	25	C	515.00
712-0150-51-101	150	PN16	800	30	C	593.00
712-0200-51-100	200	PN10	800	42	A	825.00
712-0200-51-101	200	PN16	800	41	C	876.00
712-0250-51-100	250	PN10	800	57	C	1,117.00
712-0250-51-101	250	PN16	800	56	C	1,185.00
712-0300-51-100	300	PN10	800	73	C	1,444.00
712-0300-51-101	300	PN16	800	72	C	1,546.00
712-0350-51-100	350	PN10	800	90	C	1,791.00
712-0350-51-101	350	PN16	800	96	C	2,640.00
712-0400-51-100	400	PN10	800	111	C	1,982.00
712-0400-51-101	400	PN16	800	118	C	2,077.00

## 712/5210-001

Double flange pipe type FF  
Ductile Iron  
Fusion bonded epoxy coating  
in compliance with DIN 3476  
part 1 and EN 14901, GSK  
approved



AVK ref. no.	DN mm	Flange drilling	L mm	Theoretical weight/kg	Deliv. code	Gross Price EUR
712-0080-52-101	80	PN10/16	900	18	C	361.00
712-0100-52-101	100	PN10/16	900	22	C	423.00
712-0125-52-101	125	PN10/16	900	27	C	532.00
712-0150-52-101	150	PN10/16	900	32	C	652.00
712-0200-52-100	200	PN10	900	45	C	927.00
712-0200-52-101	200	PN16	900	45	C	962.00
712-0250-52-100	250	PN10	900	61	C	1,236.00
712-0250-52-101	250	PN16	900	60	C	1,288.00
712-0300-52-100	300	PN10	900	79	C	1,631.00
712-0300-52-101	300	PN16	900	78	C	1,683.00
712-0350-52-100	350	PN10	900	98	C	2,862.00
712-0350-52-101	350	PN16	900	104	C	2,862.00
712-0400-52-100	400	PN10	900	120	C	2,455.00
712-0400-52-101	400	PN16	900	127	C	3,456.00



**712/5310-001**

Double flange pipe type FF  
Ductile Iron  
Fusion bonded epoxy coating  
in compliance with DIN 3476  
part 1 and EN 14901, GSK  
approved



AVK ref. no.	DN mm	Flange drilling	L mm	Theoretical weight/kg	Deliv. code	Gross Price EUR
712-0080-53-101	80	PN10/16	1000	19	A	372.00
712-0100-53-101	100	PN10/16	1000	23	A	450.00
712-0150-53-101	150	PN10/16	1000	35	A	700.00
712-0200-53-100	200	PN10	1000	49	A	974.00
712-0200-53-101	200	PN16	1000	48	C	967.00
712-0250-53-100	250	PN10	1000	66	A	1,315.00
712-0250-53-101	250	PN16	1000	65	C	1,347.00
712-0300-53-100	300	PN10	1000	91	A	1,695.00
712-0300-53-101	300	PN16	1000	84	C	1,708.00
712-0350-53-100	350	PN10	1000	105	C	2,069.00
712-0350-53-101	350	PN16	1000	111	C	2,333.00
712-0400-53-100	400	PN10	1000	130	C	2,410.00
712-0400-53-101	400	PN16	1000	136	C	2,891.00

**712/6010-001**

Flanged pipe with wall sleeve  
type FF-WP to EN 545  
Ductile Iron  
Fusion bonded epoxy coating  
in compliance with DIN 3476  
part 1 and EN 14901, GSK  
approved



AVK ref. no.	DN mm	Flange drilling	L mm	Theoretical weight/kg	Deliv. code	Gross Price EUR
712-0100-60-101	100	PN10/16	500	21	A	352.00
712-0150-60-101	150	PN10/16	500	28	A	549.00
712-0200-60-100	200	PN10	500	39	A	773.00
712-0200-60-101	200	PN16	500	41	C	1,030.00
712-0250-60-100	250	PN10	500	54	A	1,030.00
712-0250-60-101	250	PN16	500	53	C	1,082.00
712-0300-60-100	300	PN10	500	70	C	1,391.00
712-0300-60-101	300	PN16	500	70	C	1,391.00
712-0400-60-100	400	PN10	500	100	A	2,078.00
712-0400-60-101	400	PN16	500	116	C	2,439.00

**712/6110-001**

Flanged pipe with wall sleeve  
type FF-WP  
Ductile Iron  
Fusion bonded epoxy coating  
in compliance with DIN 3476  
part 1 and EN 14901, GSK  
approved



AVK ref. no.	DN mm	Flange drilling	L mm	Theoretical weight/kg	Deliv. code	Gross Price EUR
712-0100-61-101	100	PN10/16	1000	31	A	515.00
712-0150-61-101	150	PN10/16	1000	40	C	790.00
712-0200-61-100	200	PN10	1000	56	C	1,116.00
712-0200-61-101	200	PN16	1000	56	C	1,151.00
712-0250-61-100	250	PN10	1000	76	C	1,476.00
712-0250-61-101	250	PN16	1000	76	C	1,476.00
712-0300-61-100	300	PN10	1000	99	C	1,957.00
712-0300-61-101	300	PN16	1000	99	C	2,009.00
712-0400-61-100	400	PN10	1000	148	A	2,936.00
712-0400-61-101	400	PN16	1000	161	C	3,452.00

**712/7010-001**

Double flanged duckfoot bend  
type N to EN 545  
Ductile Iron  
Fusion bonded epoxy coating  
in compliance with DIN 3476  
part 1 and EN 14901, GSK  
approved



AVK ref. no.	DN mm	Product PN Class	Theoretical weight/kg	Deliv. code	Gross Price EUR
712-0080-70-101	80	PN 10/16	12	A	250.00
712-0100-70-101	100	PN 10/16	15	A	308.00
712-0150-70-101	150	PN 10/16	25	A	532.00
712-0200-70-101	200	PN16	52	C	717.00
712-0250-70-101	250	PN16	84	C	1,310.00
712-0300-70-101	300	PN10	119	C	2,635.00

**712/7513-001**

Flange spigot piece type F to  
EN 545  
Ductile Iron  
Fusion bonded epoxy coating  
in compliance with DIN 3476  
part 1 and EN 14901, GSK  
approved



AVK ref. no.	DN mm	D mm	Flange drilling	L mm	Theoretical weight/kg	Deliv. code	Gross Price EUR
712-0080-75-131	80	98	PN10/16	350	7.7	A	132.00
712-0100-75-131	100	118	PN10/16	360	11	A	162.00
712-0150-75-131	150	170	PN10/16	380	18	A	264.00
712-0200-75-130	200	222	PN10	400	27	A	380.00
712-0250-75-130	250	274	PN10	420	38	A	541.00
712-0300-75-130	300	326	PN10	440	51	A	727.00
712-0300-75-131	300	326	PN16	440	51	C	1,141.00
712-0350-75-130	350	378	PN10	460	65	C	1,440.00
712-0350-75-131	350	378	PN16	460	68	C	1,440.00
712-0400-75-130	400	429	PN10	480	79	C	999.00
712-0400-75-131	400	429	PN16	480	79	C	999.00



**TORQUE VALUES, SERVICE CONNECTION VALVES, PN16**

Water valves  
European design

**Table 2.1: Water – service connection valves**  
Ductile iron series 03, brass series 16



DN mm	AVK			
	Open/close Nm	Rupture Nm	Free Nm	Turns
25	40	200	3	7
32	45	200	3	9
40	50	200	4	11
50	50	200	4	14

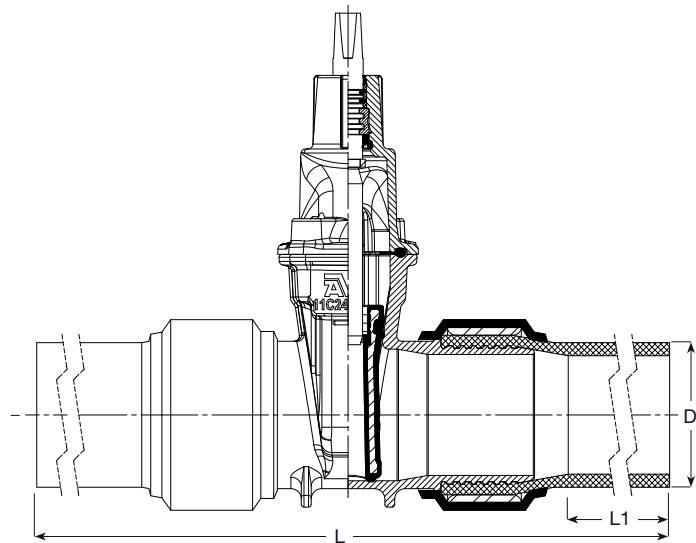
**Table 2.2: Water – service connection valves**  
POM series 16



DN mm	AVK			
	Open/close Nm	Rupture Nm	Free Nm	Turns
25	40	200	3	7
32	40	200	3	9
40	40	200	4	11
50	40	200	4	14

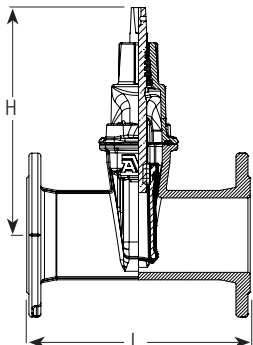
# AVK GATE VALVES WITH PE-ENDS

DN	D mm	PN bar	L (±tol) mm	L1 mm
65	75	PN10	900 (20)	250
80	90	PN10	900 (20)	255
100	110	PN10	860 (20)	250
125	125	PN10	860 (20)	300
150	160	PN10	1030 (20)	325
150	180	PN10	1030 (20)	265
200	200	PN10	1080 (20)	255
200	225	PN10	1080 (20)	265
250	250	PN10	1280 (30)	420
250	280	PN10	1360 (30)	365
300	315	PN10	1420 (30)	355
300	355	PN10	1520 (30)	355
400	400	PN10	1700 (30)	355
400	450	PN10	1800 (40)	384
400	500	PN10	1850 (40)	350



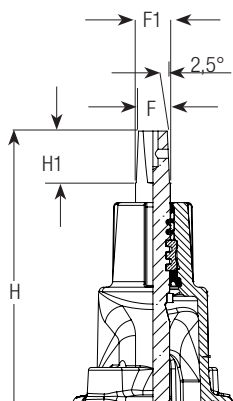
# DIMENSIONS AVK GATE VALVES

Face to face dimensions and heights above center line:



DN	Valves to EN 1074-1 & 2, type A (DIN 3352 part 4)			Valves to EN 1074-1 & 2, type B (BS 5163)	
	Face to face dim. to EN 558-F14 (DIN 3202 del 1, F4)	Face to face dim. to EN 558-F15 (DIN 3202 del 1, F5)	Height above center line	Face to face dim. iht. EN 558-F3 (BS 5163)	Height above center line
	L mm	L mm	H mm	L mm	H mm
25	-	120	180	-	-
32	-	140	190	-	-
40	140	240	241	-	-
50	150	250	241	178	279
65	170	270	271	190	279
80	180	280	297	203	294
100	190	300	334	229	324
125	200	325	376	254	324
150	210	350	448	267	429
200	230	400	562	292	531
250	250	450	664	330	614
300	270	500	740	356	690
350	290	550	940/924	381	867
400	310	600	940/951	406	867

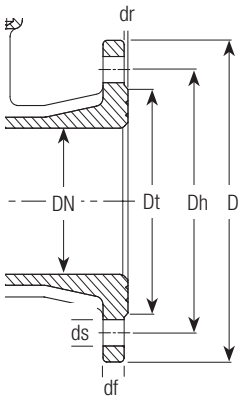
Stem dimensions and heights above center line:



DN	Service connection valves				Valves to EN 1074-1 & 2, type A (DIN 3352 part 4)			Valves to EN. 1074-1 & 2, type B (BS 5163)		
	H mm	H1 mm	F mm	F1 mm	H1 mm	F mm	F1 mm	H1 mm	F mm	F1 mm
25	180	35	12,3	15,4	-	-	-	-	-	-
32	190	35	12,3	15,4	-	-	-	-	-	-
40	203	35	12,3	15,4	29	14	16,6	-	-	-
50	213	35	12,3	15,4	29	14	16,6	38	19	22,4
65	-	-	-	-	34	17	20	38	19	22,4
80	-	-	-	-	34	17	20	38	19	22,4
100	-	-	-	-	38	19	22,4	38	19	22,4
125	-	-	-	-	38	19	22,4	38	19	22,4
150	-	-	-	-	38	19	22,4	42	24	27,7
200	-	-	-	-	42	24	27,7	47	27	31,2
250	-	-	-	-	47	27	31,2	47	27	31,2
300	-	-	-	-	47	27	31,2	47	27	31,2
350	-	-	-	-	55	32	37	55	32	36,9
400	-	-	-	-	55	32	37	55	32	36,9

# FLANGE DRILLINGS AND BOLTS

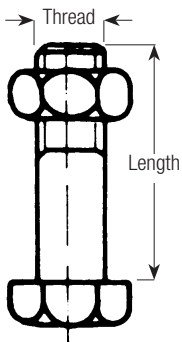
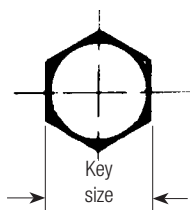
## Standard flange drillings:



### Drillings to ISO 7005 part 2 (EN 1092-2: 1997, DIN 2501):

DN	D mm		Dt mm	Dh mm		df mm		dr mm	ds		Number of holes		Bolt size	
	PN10	PN16		PN10	PN16	PN10	PN16		PN10	PN16	PN10	PN16	PN10	PN16
40	150		83		110		16	3		19		4		M16
50	165		102		125		16	3		19		4		M16
65	185		122		145		16	3		19		4		M16
80	200		138		160		16	3		19		8		M16
100	220		158		180		16	3		19		8		M16
125	250		188		210		16	3		19		8		M16
150	285		212		240		16	3		23		8		M20
200	340		268	295	295		17	3	23		23	8	12	M20
250	400		320	350	355		19	3	23		28	12	12	M20
300	455		370	400	410		21	4	23		28	12	12	M20
350	520		430	460	470		23	4	23		28	16	16	M20
400	580		482	515	525		28	4	28		31	16	16	M24

## Bolts for flange connections



DN	PN	Bolt ( number x M <sup>1)</sup> x L <sup>2)</sup>	Nut ( number x M <sup>1)</sup>	Washer ( number x D1 <sup>3)</sup> x D2 <sup>4)</sup> x thickness )
50/65	10/16	4 x M16x65	4 x M16	8 x 17x30x3
80/100/125	10/16	8 x M16x65	8 x M16	16 x 17x30x3
150	10/16	8 x M20x70	8 x M20	16 x 21x37x3
200	10	8 x M20x75	8 x M20	16 x 21x37x3
200	16	12 x M20x75	12 x M20	24 x 21x37x3
250	10	12 x M20x75	12 x M20	24 x 21x37x3
250	16	12 x M24x80	12 x M24	24 x 25x44x4
300	10	12 x M20x85	12 x M20	24 x 21x37x3
300	16	12 x M24x85	12 x M24	24 x 25x44x4
350	10	16 x M20x90	16 x M20	32 x 21x37x3
350	16	16 x M24x95	16 x M24	32 x 25x44x4
400	10	16 x M24x100	16 x M24	32 x 25x44x4
400	16	16 x M27x100	16 x M27	32 x 28x50x4

- <sup>1)</sup> Size
- <sup>2)</sup> Length
- <sup>3)</sup> Inside diameter
- <sup>4)</sup> Outside diameter

# TERMS AND CONDITIONS OF SALE AND DELIVERY

## 1. Applicability

These general terms and conditions of sale and delivery ("**Conditions**") shall govern the current and future supply and delivery of products and services ("**Products**") from AVK International A/S ("**Supplier**") and purchased by the purchaser ("**Purchaser**"), unless otherwise agreed in writing. The applicability of any general and special terms and conditions of the Purchaser shall be excluded.

## 2. Quotations and Orders

The Supplier's quotations of Products and pricing shall be subject to change.

Contracts for delivery shall be accepted upon (i) written quotation by the Supplier accepted by the Purchaser in accordance with the terms of the quotation and subsequently confirmed by the Supplier in writing (ii) written confirmation by the Supplier of the Purchaser's order (each a "**Binding Order**"). A modification of a Binding Order shall be in writing.

## 3. Prices

All prices quoted by the Supplier shall be valid for 30 days only. The price of the Products shall be the price quoted by the Supplier or, where no price has been quoted (or the quoted price is no longer valid), the price listed in the Supplier's pricelist applicable at the date of acceptance. All prices shall be quoted by the Supplier on an ex works basis (EXW – INCOTERMS 2020) unless otherwise agreed in writing. The costs of packaging will be charged to the Purchaser in addition to the price of the Products. The prices are exclusive of any import duties, VAT, levies, taxes and other charges which may be imposed on the Products. Any typographical, clerical or other error or omission in any quotation, pricelist, acceptance offer, or other document or information issued by the Supplier may be corrected by the Supplier without any liability on the part of the Supplier.

The Supplier reserves the right by giving notice to the Purchaser at any time prior to dispatch to increase the price of the Products to reflect any substantial increase in the cost of the Supplier, which is due to factors beyond the control of the Supplier (including, but not limited to, any foreign exchange fluctuation, currency

regulation, alteration of duties, significant increase in the cost of labour, materials or other cost of manufacture or transportation) that gives the Supplier a disadvantage compared to the circumstances prevailing at the date of the acceptance of the Binding Order. Any such increase of price shall reflect the actual increased cost level as evidenced by the Supplier's records.

## 4. Terms of Payment

The Supplier shall be entitled to invoice the Purchaser for the price of the Products on, or at any time after, the scheduled delivery of the Products. The time of payment of the price of the Products is of the essence. The Purchaser shall pay the invoice for the Products within 30 days of the date of the invoice from the Supplier. If the Purchaser fails to make full payment on the due date, then, without prejudice to any other right or remedy available to the Supplier, the Supplier shall be entitled to (i) charge interest on the amount unpaid, at a rate of, at present, 1,00 % per month or fraction thereof (interest will be added monthly) and (ii) charge a fee of EUR 20 per payment reminder.

In the event of any payment default by the Purchaser, the Supplier shall be entitled to postpone the delivery and to store any undelivered Products at the expense of the Purchaser by use of a freight forwarding agency or by utilizing the storage facilities of the Supplier until payment of due invoices.

## 5. Delivery

Delivery shall take place EX WORKS (INCOTERMS 2020). Prior to dispatch, the Purchaser shall give the Supplier information regarding VAT number of the Purchaser. Upon receipt of the Products, the Purchaser shall issue to the Supplier a notice acknowledging the receipt of the Products and return required export statements. The Supplier shall be entitled to make partial deliveries. If the Purchaser fails to take delivery, the Supplier shall be entitled to store any undelivered Products at the expense of the Purchaser, i.e., by use of a freight forwarding agency or by utilizing the storage facilities of the Supplier. In the event of late delivery attributable to the Supplier, the Purchaser may seek liquidated damages for delay equal to zero-point five (0.5%) percent of the price of the invoiced value of the delayed

Products per week or fraction thereof up to a maximum of five (5.0%) percent of the invoiced value of the delayed Products. Liquidated damages as set out in this clause 5 shall be the only remedies available to the Purchaser in the event of a delay in delivery or non-delivery.

## 6. Cancellation and Return

A Binding Order can only be cancelled by written agreement between the Supplier and the Purchaser. The Supplier shall be entitled to charge the Purchaser with all costs that the Supplier may incur as a result of the Purchaser cancelling an order. Returns cannot be accepted more than 6 months after delivery.

The Purchaser cannot expect to receive payment of more than 70% of the purchase price of the Products returned. All returns must show the original invoice number, the date of delivery and be in a good sellable condition.

Return of special Products, Products which have been specially manufactured for the Purchaser or standard Products which have been changed to meet the Purchaser's specifications, shall not be accepted.

## 7. Packaging

Packaging may not be returned. Packaging which has been charged separately may be returned no later than three (3) months after the time of delivery but only upon written agreement.

## 8. Defects

The Purchaser shall be solely responsible for satisfying itself that the Products shall be suitable and/or fit for the particular purpose for which they have been ordered.

Products shall be deemed defective only when the Purchaser is able to prove that the Products are not in conformity with the Binding Order. At any rate, Defective Products shall be deemed not to include any non-conformity caused by

- (i) the use of a Product for an application for which it has not been designed or which has not been recommended by the Supplier;
- (ii) any change by the Purchaser of the chemical composition of the

# TERMS AND CONDITIONS OF SALE AND DELIVERY

- medium or treatment of the medium for which the Products has been used;
- (iii) installation which is not in accordance with the Supplier's installation instructions (if any) and accepted codes of good practice;
- (iv) lack of or faulty maintenance; and
- (v) normal wear and tear.

The Purchaser shall carry out a reasonable inspection of the Products within five (5) working days following the receipt of the Products, ascertaining that no transport damage has occurred, and shall notify the Supplier in the event of transport damage.

All other defects shall, to the extent possible, be notified to the Supplier within fifteen (15) working days from detection, by defining the defect and declaring the claims to be asserted (the **"Notification Period"**). In any event, the Purchaser shall lose the right to rely on a lack of conformity of the Products if the Purchaser does not give notice thereof to the Supplier within a period of (i) two (2) years from the date of installation at the latest or (ii) three (3) years (collectively the **"Cut-Off Date"**) from the date on which the Products were delivered (whichever occurs first). In respect of electronic Products, incl. VIDi Products, the Purchaser shall notify the Supplier of any non-conformity no later than two (2) years from the date of delivery, or the Purchaser shall no longer have the right to make any claim against the Supplier (the **"Short Cut-Off Date"**). The Purchaser may, at the Purchaser's discretion, demand the Supplier to repair or replace the non-conforming Products. The Supplier shall cover direct costs for access and restoration, transport of a defect-free product to the site of installation, dismantling and reinstallation at the site of installation of the defective Products. In the event of repair or replacement by the Supplier, the Cut-Off Date and/or the Short Cut-Off Date period shall run from the time when the Products were first actually delivered, and not from the time of repair or replacement. No other remedies shall be available to the Purchaser in the event of a lack of conformity of the Products.

## 9. Retention of Title

Notwithstanding delivery and the passing of the risk involved in the Products, or any other provision of these Conditions, the ownership of the Products shall not pass to the Purchaser until the Supplier has received in cash or cleared funds payment in full of any amount due. Until such time as the ownership of the Products passes to the Purchaser, the Purchaser shall hold the Products as the Supplier's fiduciary agent and bailee and shall keep the Products separate from those of the Purchaser and third parties and properly stored, protected and insured and identified as the property of the Supplier. Until that time, the Purchaser shall be entitled to re-sell or use the Products in the ordinary course of its business but shall account to the Supplier for the proceeds of sale or otherwise the Products, whether tangible or intangible, including insurance proceeds, and shall keep all such proceeds separate from any monies or property of the Purchaser and third parties and, in the event of tangible proceeds, properly stored, protected and insured.

Until such time as the ownership to the Products passes to the Purchaser (and provided the Products are still in existence and have not been re-sold), the Supplier shall be entitled, at any time, to require the Purchaser to deliver the Products to the Supplier and, if the Purchaser fails to do so, forthwith to enter upon any premises of the Purchaser or any third party where the Products are stored and re-possess the Products.

## 10. Liability

Notwithstanding anything to the contrary in these Conditions, for any and all claims, losses, costs and damages whether such are based on indemnification, contract negligence, breach of contract, breach of warranty, statutory rules or otherwise and to the fullest extent permitted by applicable law, the liability of the Supplier shall be limited to:

- (i) in respect of property damage, the yearly limit shall be EUR 5 million (5,000,000); and
- (ii) in respect of any other liability, the total aggregate liability of the Supplier

- shall be limited to the amount of the purchase price of the Products payable under the relevant Binding Order; and
- (iii) reasonable costs for access and restoration, transport of a defect free product to the site of installation, dismantling and reinstallation at the site of installation of the defective Product to a maximum of EUR five million a year (5,000,000).

In no event shall the Supplier be liable to the Purchaser or to any third party for loss of profits, loss of revenue, loss of business opportunity, loss of time or for any indirect, incidental, special, consequential, punitive or exemplary damages arising out of or related to the delivery of any Products.

The limitation of liability set out above in this clause 10 shall not apply:

- (i) in the event of claims for compensation as a result of death or bodily injury;
- (ii) in the event of liability according to mandatory law;
- (iii) in the event of wilful intent or gross negligence on the part of the Supplier; and
- (iv) for reasonable costs in the event of an infringement of intellectual property rights related to the Supplier's performance; except infringement or violation arising from or based upon the Supplier's compliance with particular requirements of the Purchaser that differ from the Supplier's standard specifications for the Products.

## 11. Force Majeure

The Supplier shall not be liable for any delay or failure of performance due to strikes, lockouts, fires, floods, act of governmental authority, epidemics, pandemics, terrorism, political instability within the country in which the Supplier operates, acts of God or other causes beyond the Supplier's reasonable control provided that the Supplier has given notice to the Purchaser

# TERMS AND CONDITIONS OF SALE AND DELIVERY

of any such cause for delay or anticipated delay promptly following its commencement and has done its commercially best efforts to perform as expeditiously as possible. If the delay or failure in performance lasts more than 30 days, the Purchaser shall have the right, without liability to the Supplier, to immediately terminate the Binding Order(s) in respect of such part of the Products which cannot be used as intended by the Purchaser as a consequence of the force majeure event.

## 12. Software

If the Product is delivered with embedded software or any additional software is purchased, the Purchaser (or end-user if the Purchaser is a distributor) shall obtain a non-exclusive, non-transferable, non-sublicensable, and revocable software license in the form of a right of use to the software solely for the purposes set out in the applicable specification of the Product. Unless explicitly set out in the applicable Binding Order, the Purchaser shall obtain (i) no rights in the form of patent, copyright, trademark or other proprietary right connected to the software, (ii) no rights to software source codes, (iii) no authorization to make any changes, additions, improvements, alterations, or modifications of any kind to the software, (iv) no right to copy, reproduce, modify, pass on to or in any other way communicate the software to a third party without prior permission from the Supplier. The Purchaser shall be solely responsible for satisfying itself that the software supplied will function in combination with the Purchaser's other equipment, software or materials. The Supplier shall not be liable for, and the Purchaser shall indemnify and hold the Supplier harmless from, any and all claims, losses, costs and damages arising as a result of a configuration or change that is incorporated into the software at the Purchaser's request or a process use requested or controlled by the Purchaser. The Supplier does not guarantee that the software supplied will function uninterrupted.

If the Product is delivered with embedded software or if any additional software is purchased, such software shall be subject to further detailed license terms, End User License Agreement ("EULA"), which shall, for the avoidance of doubt, supersede any contradicting terms and conditions set out in these Conditions.

Unless otherwise agreed in writing, e.g., in the EULA, the software shall be provided on an automatically renewed yearly subscription, which shall be invoiced subject to clause 4 of these Conditions. Termination of such subscription shall be provided in writing end of month + 30 days.

## 13. Intellectual Property Rights ("IPR")

The Supplier shall have the sole and exclusive right to all registered or non-registered IPR of any kind (including, but not limited to, patents, copyright and related rights, moral rights, trademarks and service marks, business names and domain names, goodwill, rights in designs, rights in computer software, database rights, ideas, know-how, inventions, technical improvements of any type and trade secrets) in relation to the Product, including but not limited to drawings, calculations, designs, details of production, computer programs, data, prototypes, samples, models, moulds and other physical and/or electronic documents, information and materials.

In the event of infringement or violation of IPR of any kind arising from or based upon the Supplier's compliance with particular requirements of the Purchaser that differ from the Supplier's standard specifications for Products, the Purchaser shall indemnify and hold the Supplier harmless from any and all claims, losses, costs and damages arising as a result of such a deviation.

## 14. No waiver

Any waiver by either party of a breach of any provision of these Conditions shall not be regarded as a waiver of any subsequent breach or any other provision of these Conditions.

## 15. Severance

If any provision of these Conditions is held by any competent authority to be invalid or unenforceable in whole or in part, the validity of the other provisions of these Conditions and the remainder of the provision in question shall not be affected thereby.

## 16. Default of the Purchaser

If the Purchaser commits any breach of obligations towards the Supplier, the Supplier shall be entitled (without prejudice to any other rights of the Supplier) forthwith (i) to suspend further performance by the Supplier or (ii) to terminate the Binding Order(s) affected.

## 17. Venue and Jurisdiction

These Conditions shall be governed by the laws of Denmark, with exclusion of any choice of law rules. The applicability of the United Nations Convention on Contracts for the International Sale of Goods (CISG) is explicitly included for international sales. Any dispute or claim arising out of or in connection with these Conditions shall be referred to and resolved by arbitration, however, the Supplier may at its own discretion sue the Purchaser at any place of jurisdiction through ordinary court. Arbitration shall be conducted in accordance with the rules of The Danish Institute of Arbitration in force at the time when such proceedings are commenced. The place of arbitration shall be in the capital in the state of the Supplier. English shall be the language used during any such proceedings unless otherwise agreed in writing between the Parties. In addition to the aforesaid, either party shall be entitled to seek injunctive relief by a competent court as may be necessary to restrain any breach or threatened breach of these Conditions by the other party.

AVK International A/S  
Revision 1.3 - February 2023



**AVK International A/S**

Bizonvej 1  
8464 Galten  
Denmark

Tel: +45 8754 2100  
[www.avkvalves.eu](http://www.avkvalves.eu)

01-05-2024  
© 2024 AVK GROUP A/S - rev. 2

Expect... **AVR**